

A large, stylized letter 'B' in a light teal color, positioned centrally behind the main text. The 'B' has a modern, rounded design with a slight shadow effect.

BASHAYER

RESIDENCES FLOOR PLANS

By

MÜDÖN

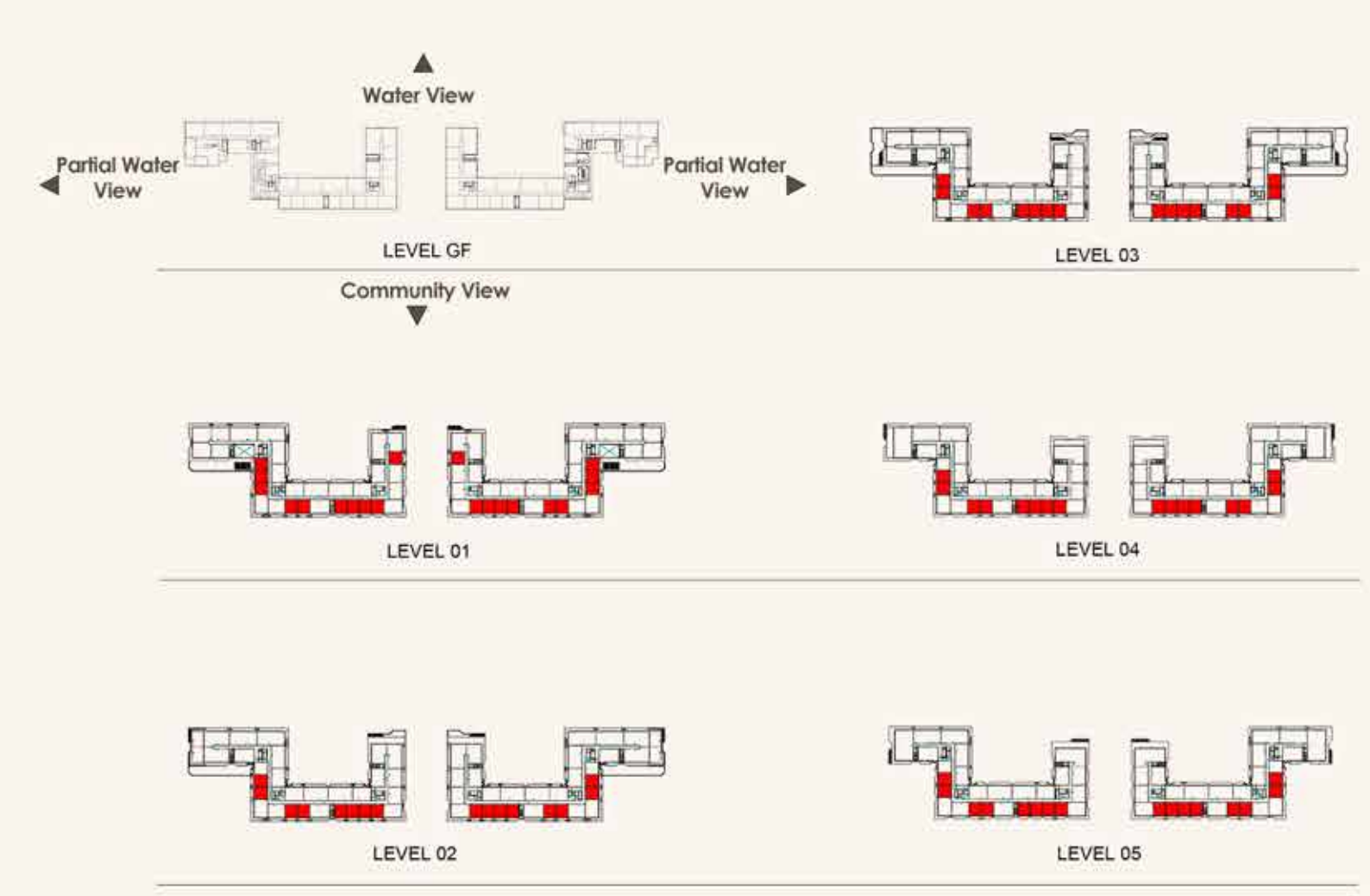
1 Bedroom

Type 1A



Area	Size
Internal	76.74 sqm
Balcony	15.73 sqm
Total (GSA)	92.47 sqm

Type 1A	Size
1. Entrance	
2. Powder Room	2.1 x 1.8 m
3. Open Kitchen	3.4 x 3.3 m
4. Living & Dining Room	6.0 x 4.6 m
5. Master Bedroom	4.0 x 3.7 m
6. Master WIC	2.4 x 2.1 m
7. Master Bathroom	3.2 x 1.8 m
8. Laundry	1.7 x 1.0 m
9. Balcony	6.0 x 2.1 m



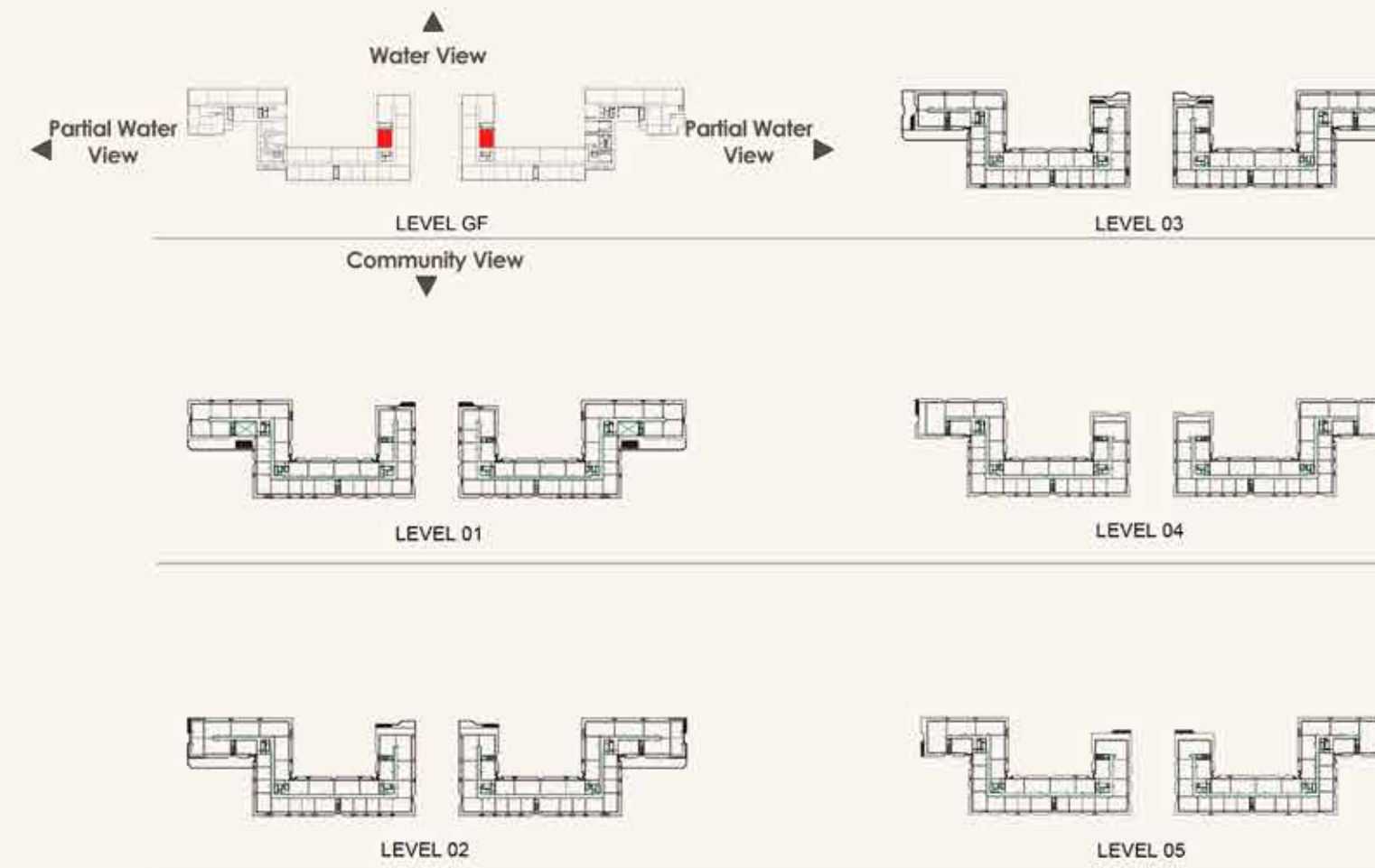
1 Bedroom

Type 1B



Area	Size
Internal	104.94 sqm
Balcony	25.55 sqm
Total (GSA)	130.49 sqm

Type 1B	Size
1. Entrance	
2. Powder Room	2.0 x 2.0 m
3. Open Kitchen	4.8 x 3.6 m
4. Living & Dining Room	6.6 x 5.8 m
5. Master Bedroom	4.8 x 3.8 m
6. Master WIC	3.4 x 2.0 m
7. Master Bathroom	3.5 x 2.7 m
8. Laundry	1.5 x 1.5 m
9. Terrace	9.2 x 2.5 m



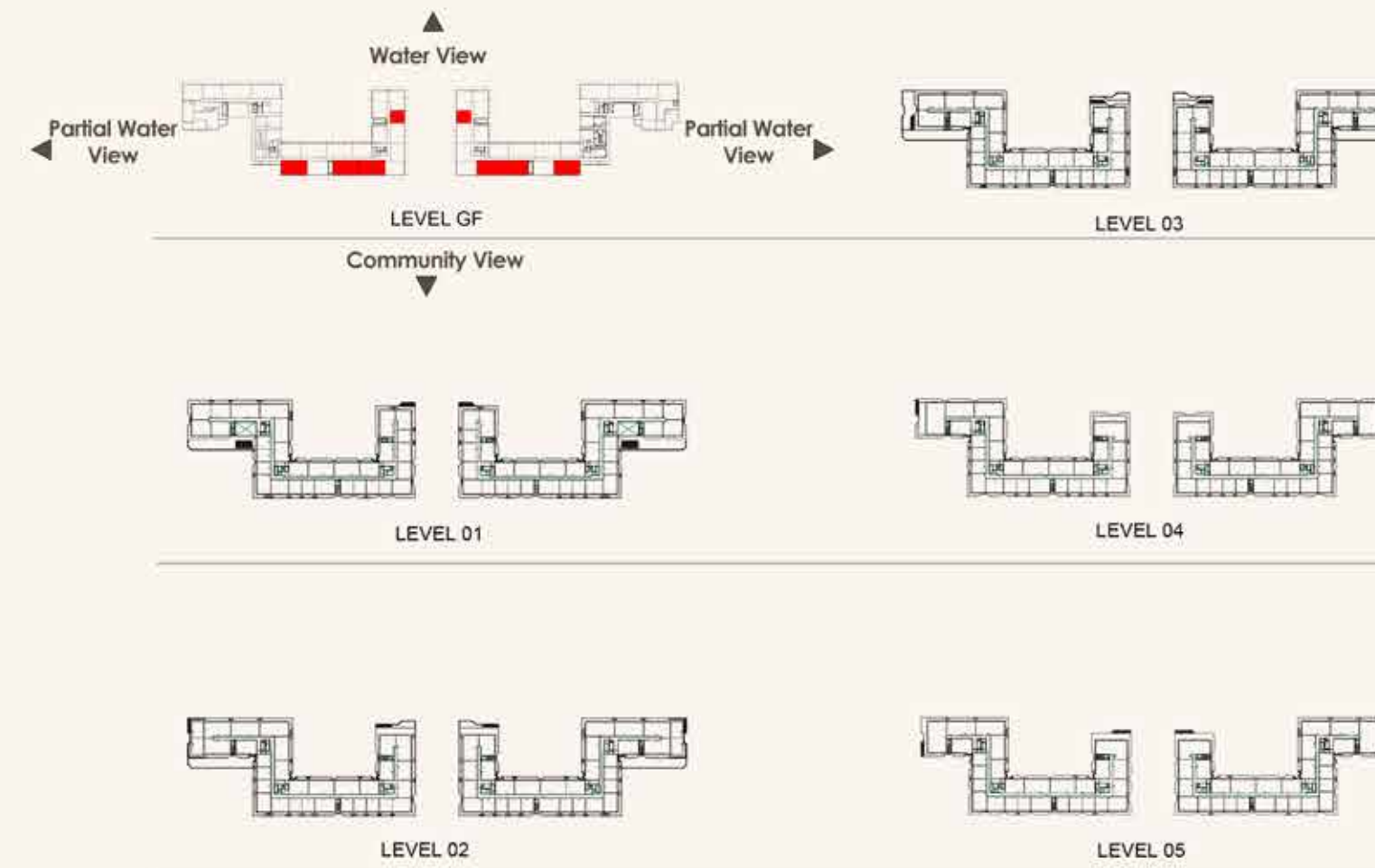
1 Bedroom

Type 1C



Area	Size
Internal	76.74 sqm
Balcony	23.15 sqm
Total (GSA)	99.89 sqm

Type 1C	Size
1. Entrance	
2. Powder Room	2.1 x 1.8 m
3. Open Kitchen	3.4 x 3.3 m
4. Living & Dining Room	6.0 x 4.6 m
5. Master Bedroom	4.0 x 3.7 m
6. Master WIC	2.4 x 2.1 m
7. Master Bathroom	3.2 x 1.8 m
8. Laundry	1.7 x 1.0 m
9. Terrace	8.6 x 2.4 m



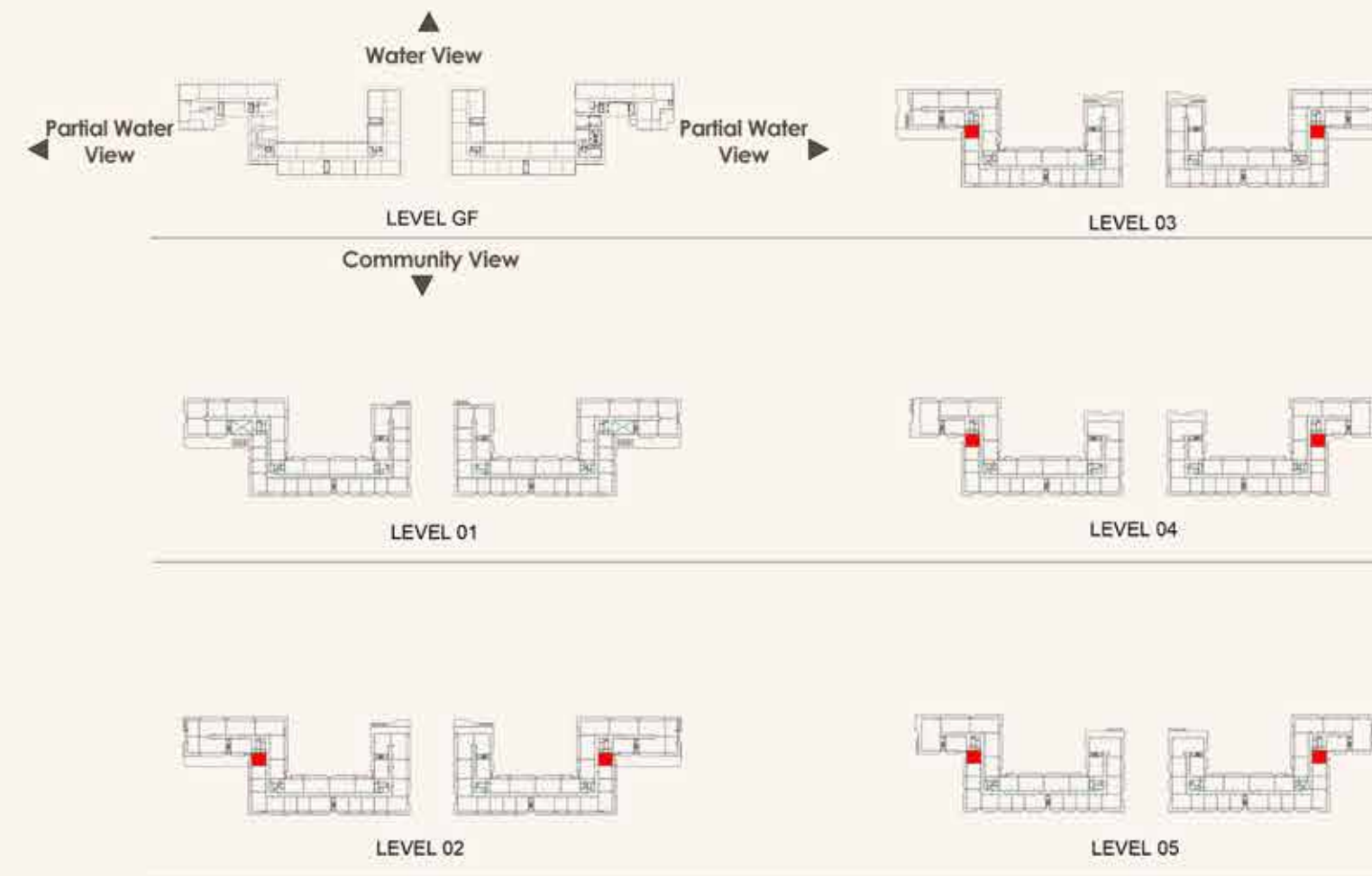
1 Bedroom

Type 1D



Area	Size
Internal	77.48 sqm
Balcony	4.11 sqm
Total (GSA)	81.59 sqm

Type 1D	Size
1. Entrance	
2. Powder Room	2.1 x 1.8 m
3. Open Kitchen	3.4 x 3.3 m
4. Living & Dining Room	6.0 x 4.6 m
5. Master Bedroom	4.0 x 3.7 m
6. Master WIC	2.4 x 2.1 m
7. Master Bathroom	3.2 x 1.8 m
8. Laundry	1.7 x 1.0 m
9. Balcony	1.5 x 2.1 m



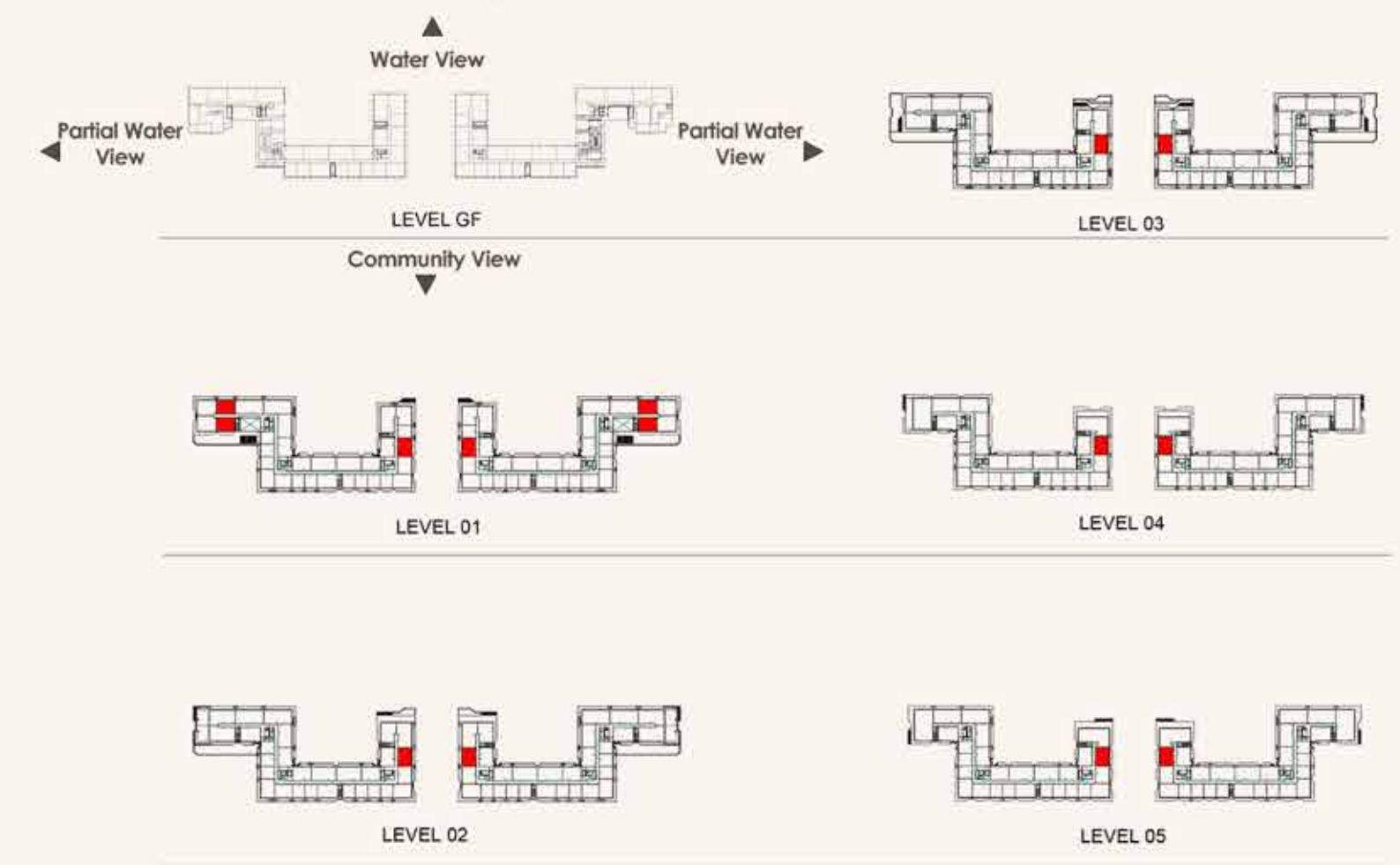
2 Bedroom

Type 1A



Area	Size
Internal	116.83 sqm
Balcony	25.63 sqm
Total (GSA)	142.46 sqm

Type 1A	Size
1. Entrance	
2. Powder Room	1.6 x 1.5 m
3. Open Kitchen	3.7 x 2.8 m
4. Living & Dining Room	6.5 x 4.9 m
5. Master Bedroom	3.9 x 3.9 m
6. Master WIC	3.9 x 2.0 m
7. Master Bathroom	3.4 x 2.7 m
8. Secondary Bedroom	3.7 x 3.7 m
9. Secondary WIC	2.8 x 1.8 m
10. Secondary Bathroom	2.7 x 1.8 m
11. Laundry / Storage	2.4 x 1.5 m
12. Balcony	10.2 x 2.1 m

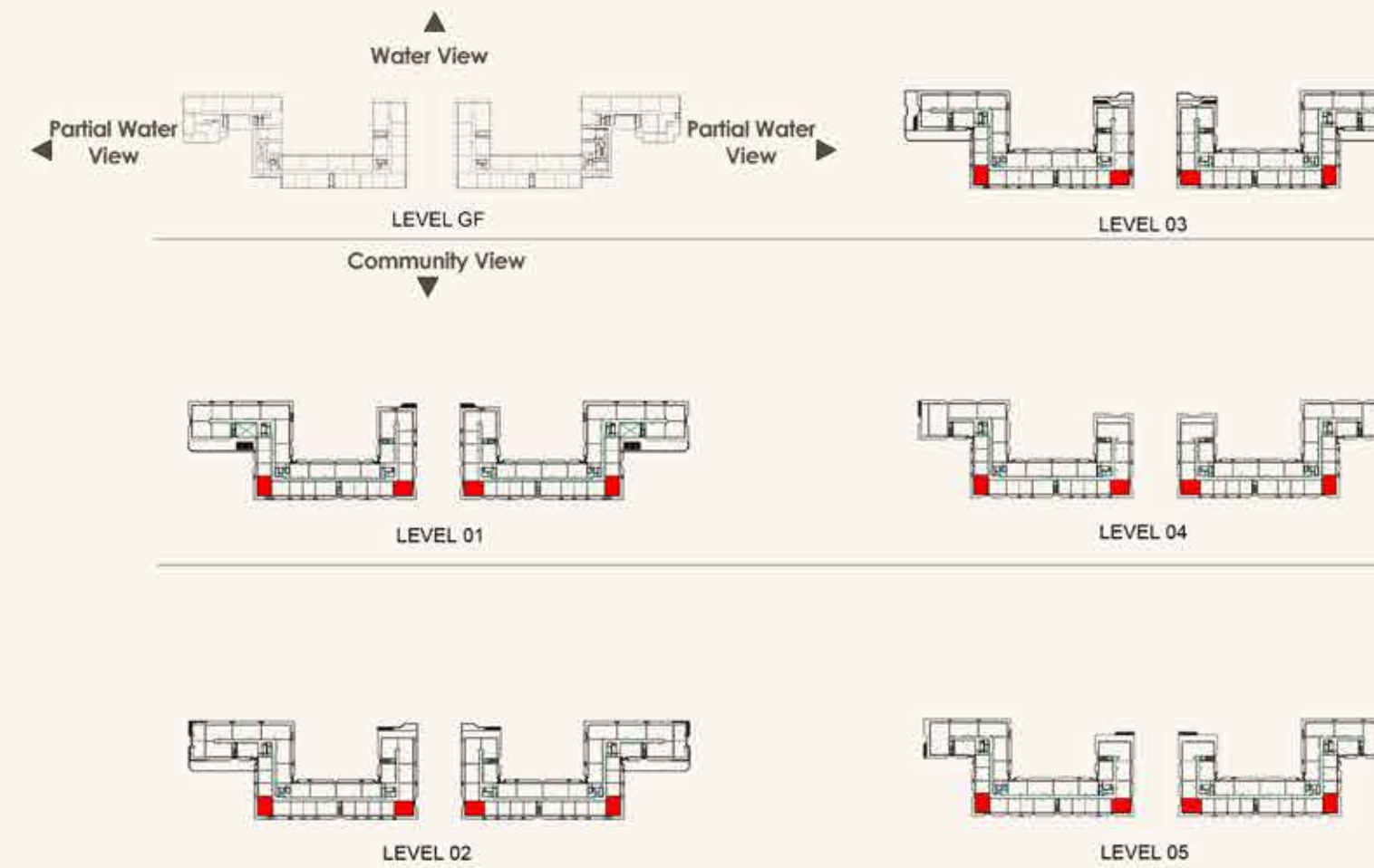


2 Bedroom Type 1B



Area	Size
Internal	115.70 sqm
Balcony	48.30 sqm
Total (GSA)	164.00 sqm

Type 1B	Size
1. Entrance	
2. Powder Room	1.9 x 1.5 m
3. Open Kitchen	3.4 x 3.2 m
4. Living & Dining Room	6.0 x 4.7 m
5. Master Bedroom	4.0 x 4.0 m
6. Master WIC	4.0 x 2.0 m
7. Master Bathroom	3.3 x 3.0 m
8. Secondary Bedroom	4.7 x 3.8 m
9. Secondary Bathroom	3.3 x 2.2 m
10. Laundry / Storage	1.9 x 1.7 m
11. Balcony	13.1 x 2.1 m
12. Balcony	7.2 x 2.1 m

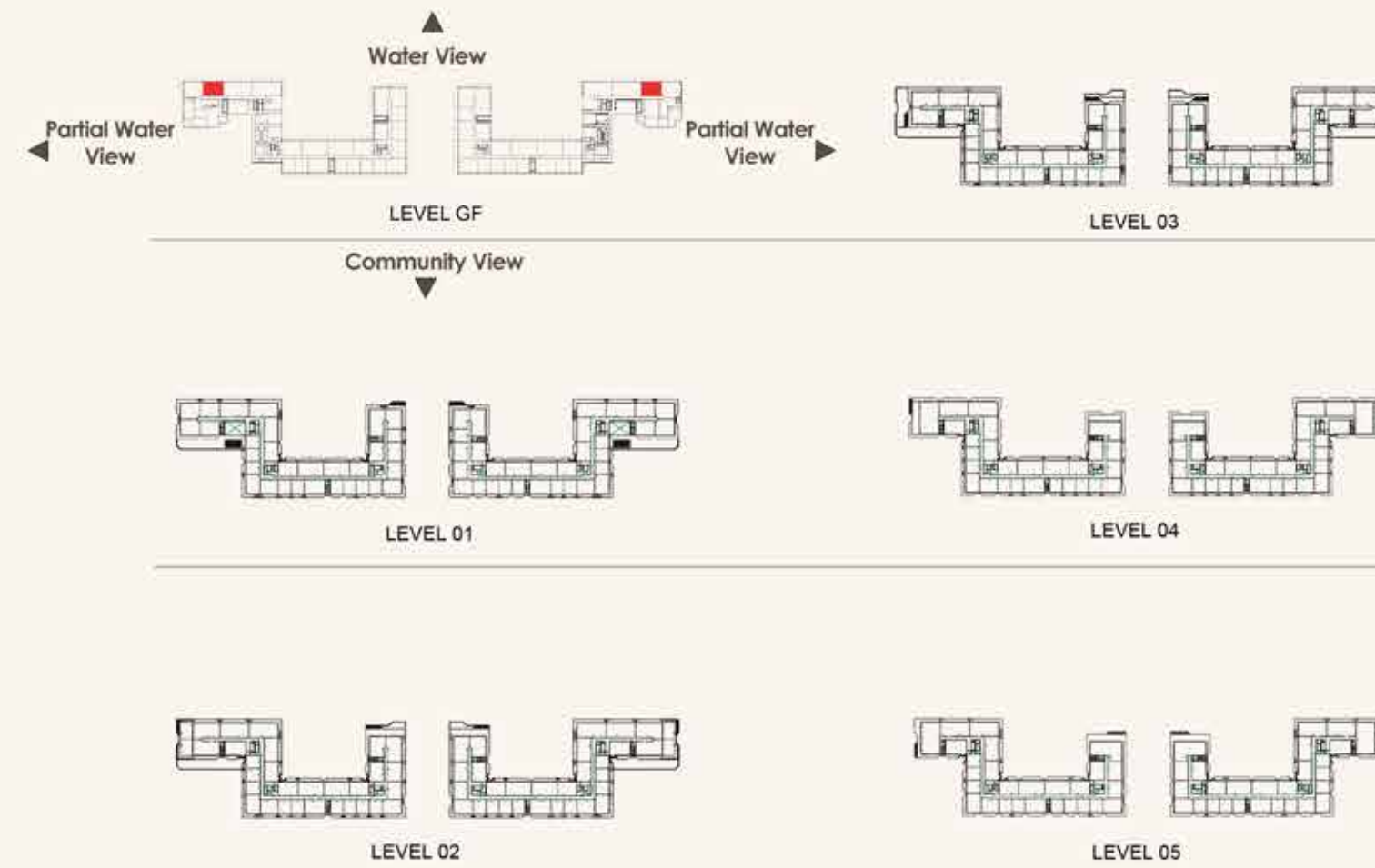


2 Bedroom Type 1C



Area	Size
Internal	115.83 sqm
Balcony	32.64 sqm
Total (GSA)	148.47 sqm

Type 1C	Size
1. Entrance	
2. Powder Room	1.6 x 1.5 m
3. Open Kitchen	3.7 x 2.8 m
4. Living & Dining Room	6.5 x 4.9 m
5. Master Bedroom	3.9 x 3.9 m
6. Master WIC	3.9 x 2.0 m
7. Master Bathroom	3.4 x 2.7 m
8. Secondary Bedroom	3.7 x 3.7 m
9. Secondary WIC	2.8 x 1.8 m
10. Secondary Bathroom	2.7 x 1.8 m
11. Laundry / Storage	2.4 x 1.5 m
12. Terrace	12.9 x 2.35 m

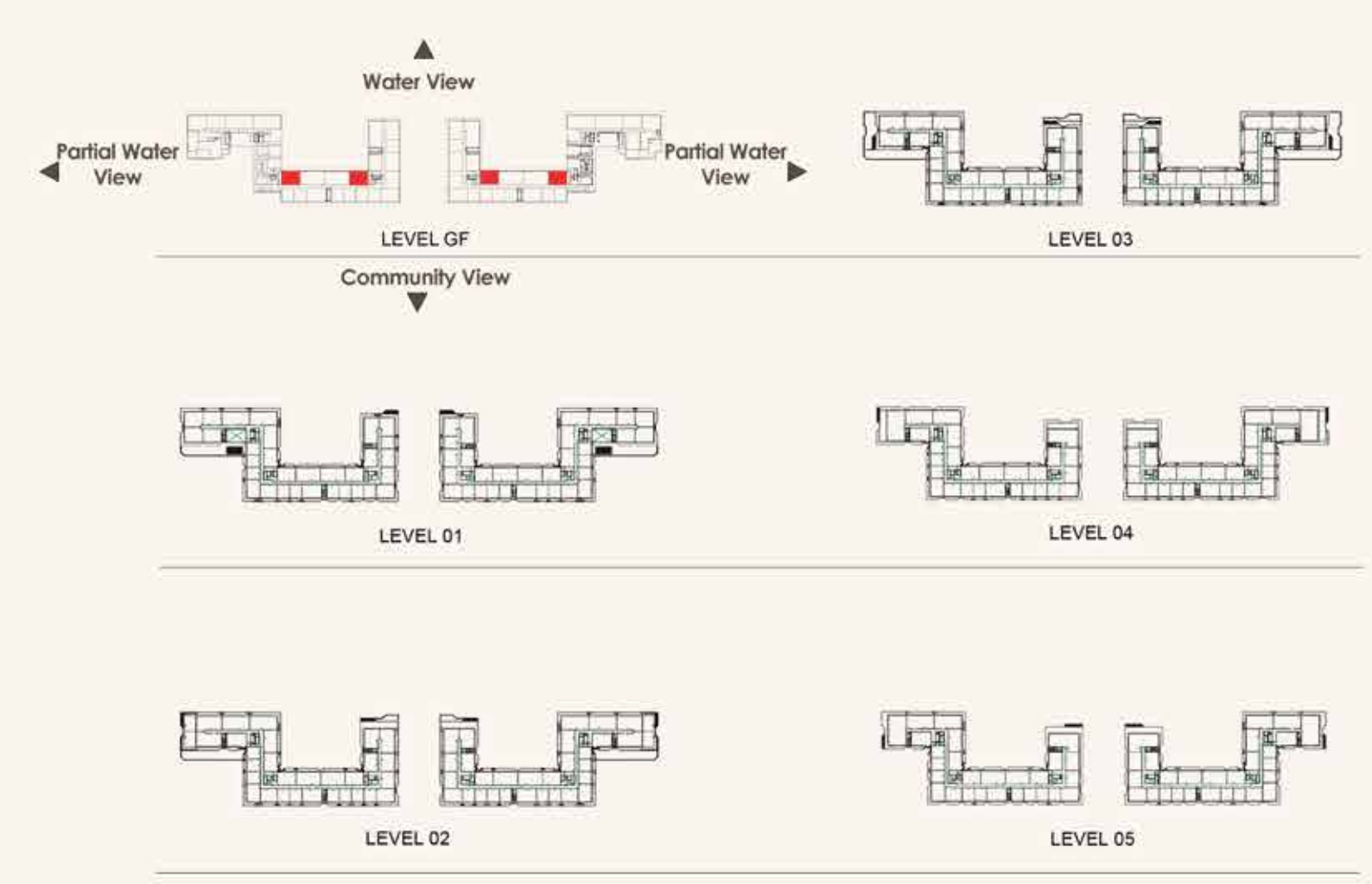


2 Bedroom Type 1D



Area	Size
Internal	116.36 sqm
Balcony	32.53 sqm
Total (GSA)	148.89 sqm

Type 1D	Size
1. Entrance	
2. Powder Room	1.6 x 1.5 m
3. Open Kitchen	3.7 x 2.8 m
4. Living & Dining Room	6.5 x 4.9 m
5. Master Bedroom	3.9 x 3.9 m
6. Master WIC	3.9 x 2.0 m
7. Master Bathroom	3.4 x 2.7 m
8. Secondary Bedroom	3.7 x 3.7 m
9. Secondary WIC	2.8 x 1.8 m
10. Secondary Bathroom	2.7 x 1.8 m
11. Laundry / Storage	2.4 x 1.5 m
12. Terrace	12.0 x 2.35 m

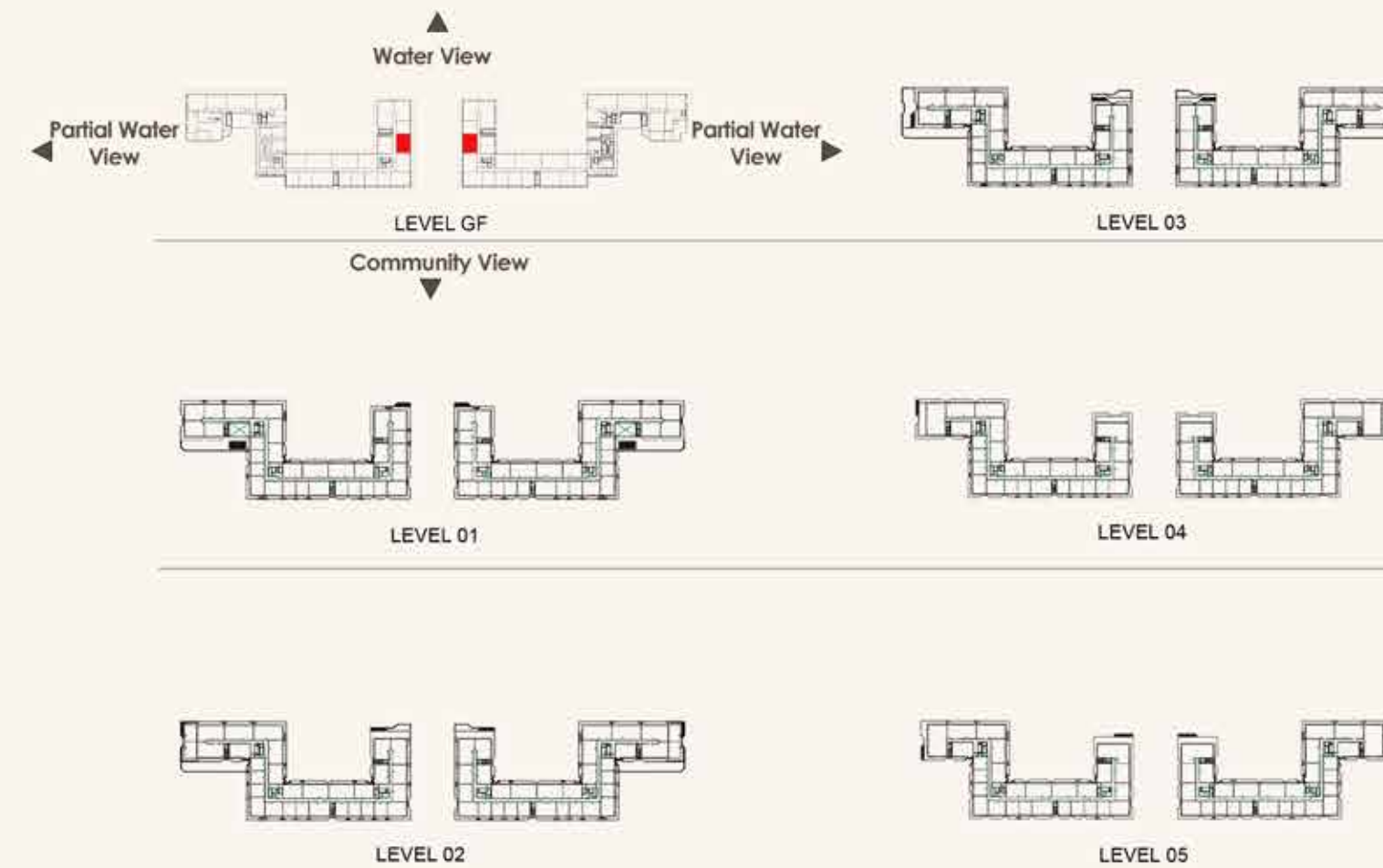


2 Bedroom Type 1E



Area	Size
Internal	116.79 sqm
Balcony	34.48 sqm
Total (GSA)	151.27 sqm

Type 1E	Size
1. Entrance	
2. Powder Room	1.6 x 1.5 m
3. Open Kitchen	3.7 x 2.8 m
4. Living & Dining Room	6.5 x 4.9 m
5. Master Bedroom	3.9 x 3.9 m
6. Master WIC	3.9 x 2.0 m
7. Master Bathroom	3.4 x 2.7 m
8. Secondary Bedroom	3.7 x 3.7 m
9. Secondary WIC	2.8 x 1.8 m
10. Secondary Bathroom	2.7 x 1.8 m
11. Laundry / Storage	2.4 x 1.5 m
12. Terrace	12.0 x 2.35 m

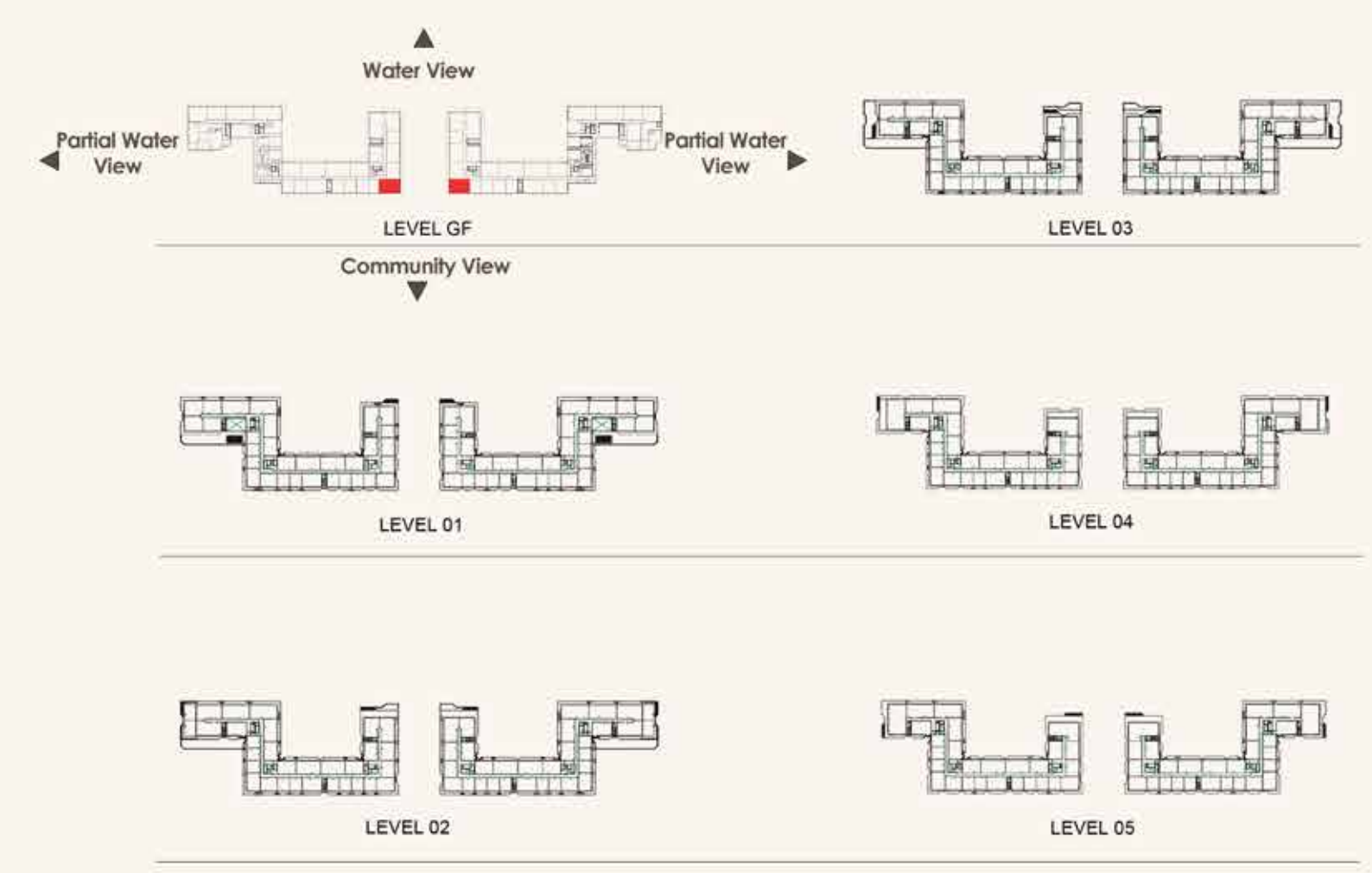


2 Bedroom Type 1F



Area	Size
Internal	115.70 sqm
Balcony	66.88 sqm
Total (GSA)	182.58 sqm

Type 1F	Size
1. Entrance	
2. Powder Room	1.9 x 1.5 m
3. Open Kitchen	3.4 x 3.2 m
4. Living & Dining Room	6.0 x 4.7 m
5. Master Bedroom	4.0 x 4.0 m
6. Master WIC	4.0 x 2.0 m
7. Master Bathroom	3.3 x 3.0 m
8. Secondary Bedroom	4.7 x 3.8 m
9. Secondary Bathroom	3.3 x 2.2 m
10. Laundry / Storage	1.9 x 1.7 m
11. Terrace	14.3 x 2.4 m
12. Terrace	2.4 x 11.3 m

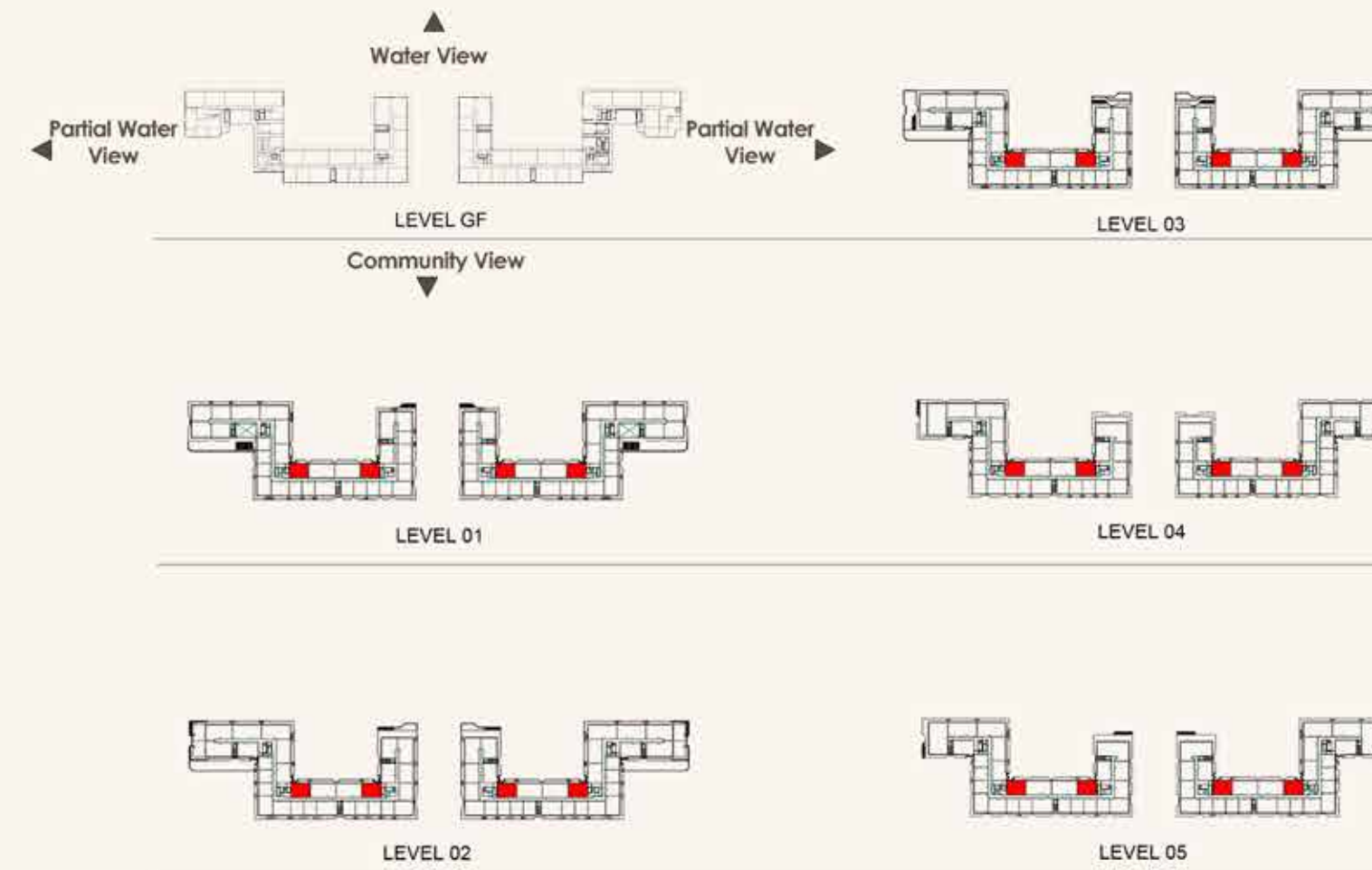


2 Bedroom Type 1G



Area	Size
Internal	116.79 sqm
Balcony	15.16 sqm
Total (GSA)	131.95 sqm

Type 1G	Size
1. Entrance	
2. Powder Room	1.6 x 1.5 m
3. Open Kitchen	3.7 x 2.8 m
4. Living & Dining Room	6.5 x 4.9 m
5. Master Bedroom	3.9 x 3.9 m
6. Master WIC	3.9 x 2.0 m
7. Master Bathroom	3.4 x 2.7 m
8. Secondary Bedroom	3.7 x 3.7 m
9. Secondary WIC	2.8 x 1.8 m
10. Secondary Bathroom	2.7 x 1.8 m
11. Laundry / Storage	2.4 x 1.5 m
12. Balcony	6.3 x 2.1 m



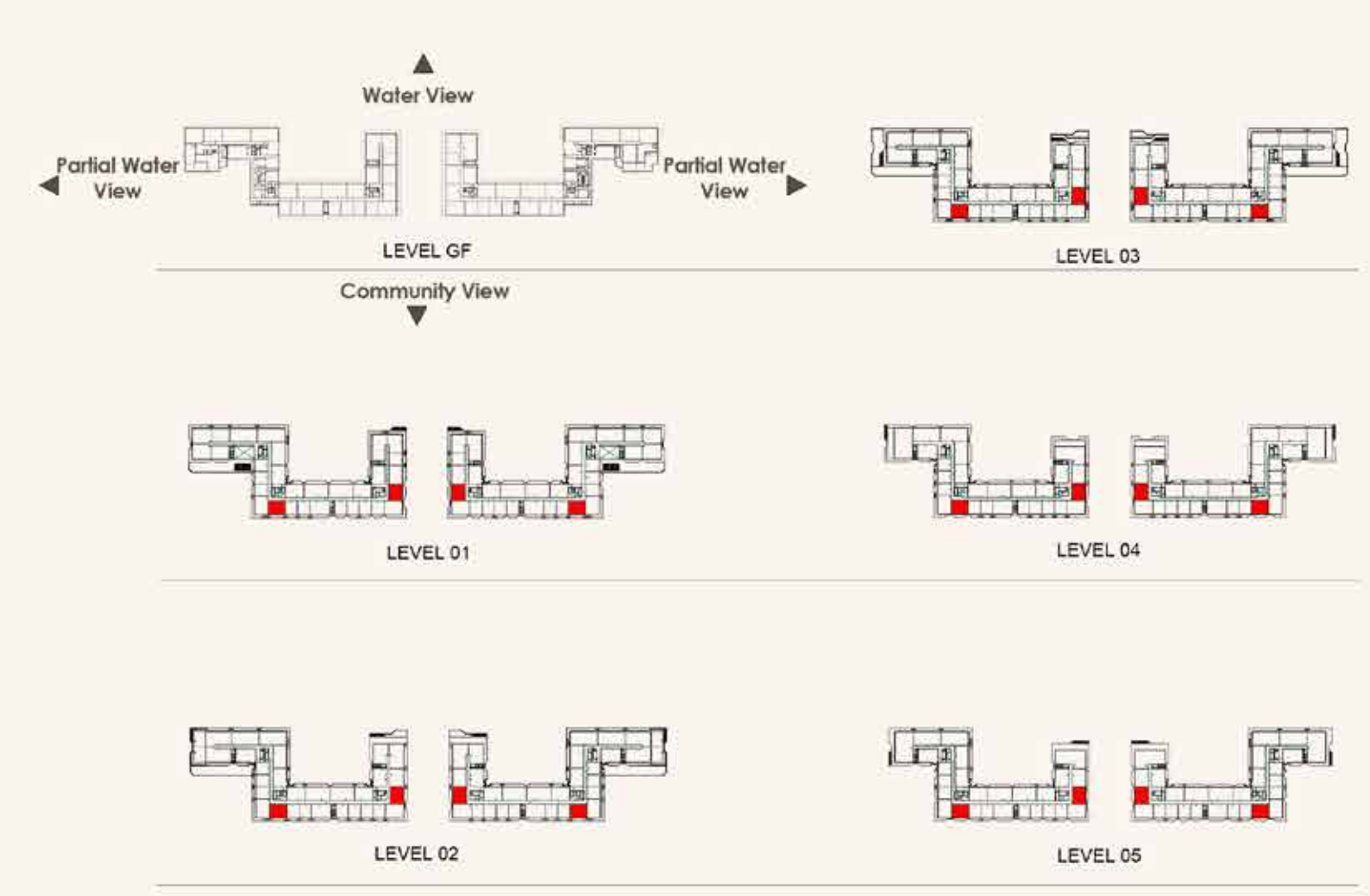
2 Bedroom

Type 2A



Area	Size
Internal	106.79 sqm
Balcony	23.03 sqm
Total (GSA)	129.55 sqm

Type 1A	Size
1. Entrance	
2. Powder Room	2.3 x 2.1 m
3. Open Kitchen	4.0 x 3.4 m
4. Living & Dining Room	6.0 x 4.0 m
5. Master Bedroom	3.9 x 3.8 m
6. Master WIC	3.9 x 2.0 m
7. Master Bathroom	3.5 x 2.7 m
8. Secondary Bedroom	3.2 x 3.1 m
9. Secondary WIC	2.8 x 1.8 m
10. Secondary Bathroom	2.7 x 1.8 m
11. Laundry / Storage	2.1 x 1.2 m
12. Balcony	8.6 x 2.1 m



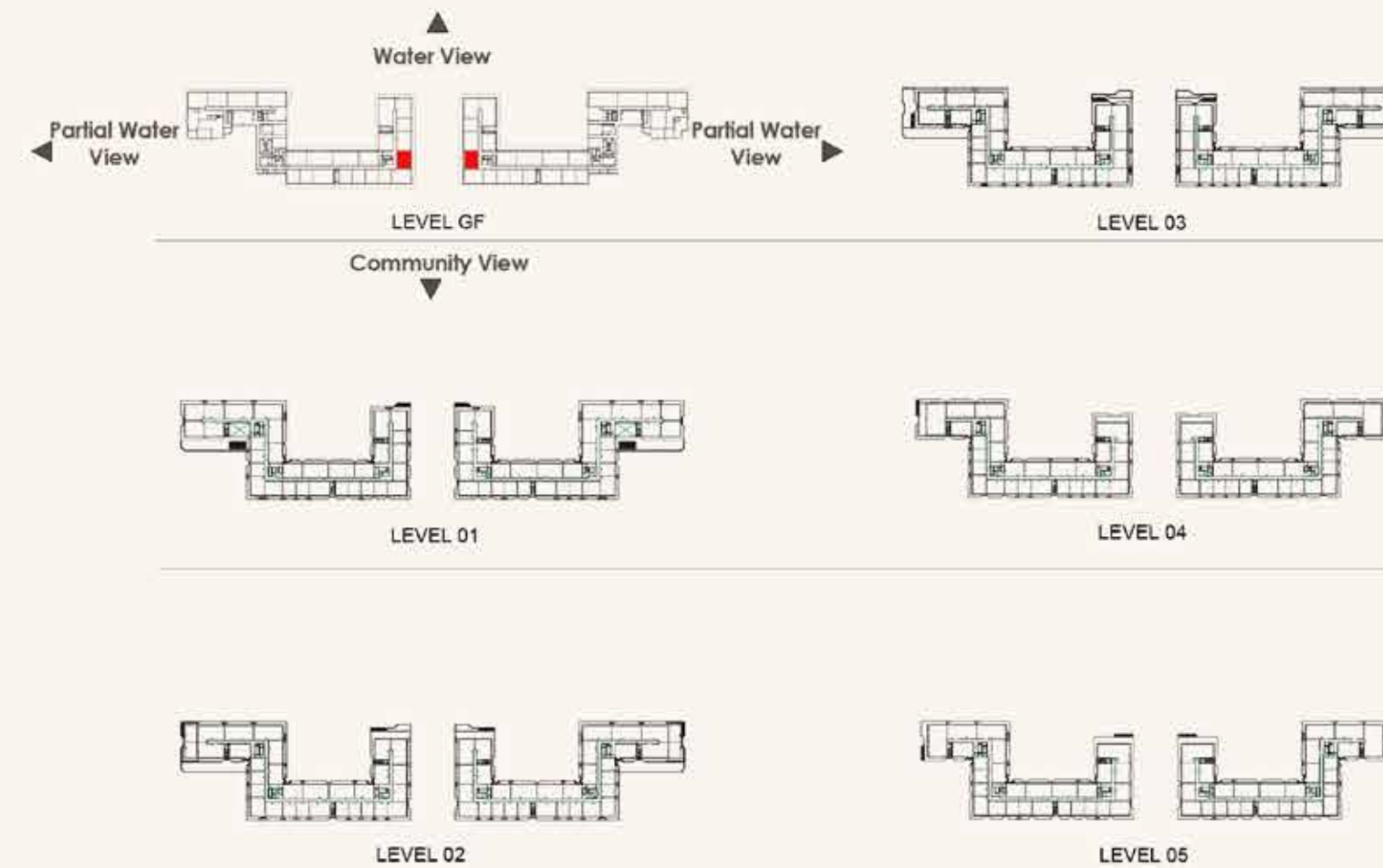
2 Bedroom

Type 2B

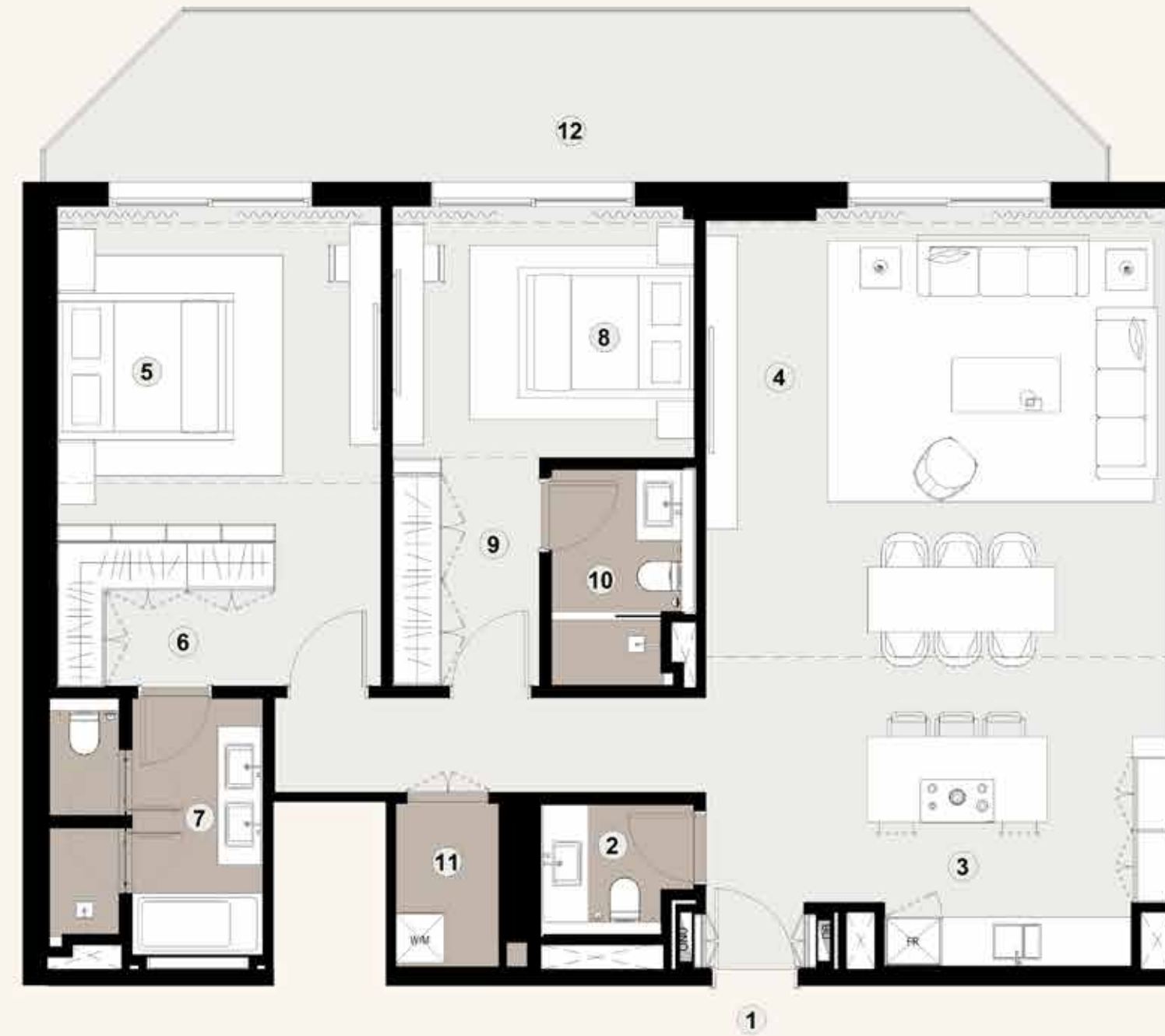


Area	Size
Internal	106.79 sqm
Balcony	31.69 sqm
Total (GSA)	138.48 sqm

Type 2B	Size
1. Entrance	
2. Powder Room	1.6 x 1.5 m
3. Open Kitchen	3.7 x 2.8 m
4. Living & Dining Room	6.5 x 4.9 m
5. Master Bedroom	3.9 x 3.9 m
6. Master WIC	3.9 x 2.0 m
7. Master Bathroom	3.4 x 2.7 m
8. Secondary Bedroom	3.7 x 3.7 m
9. Secondary WIC	2.8 x 1.8 m
10. Secondary Bathroom	2.7 x 1.8 m
11. Laundry / Storage	2.4 x 1.5 m
12. Terrace	12.0 x 2.35 m

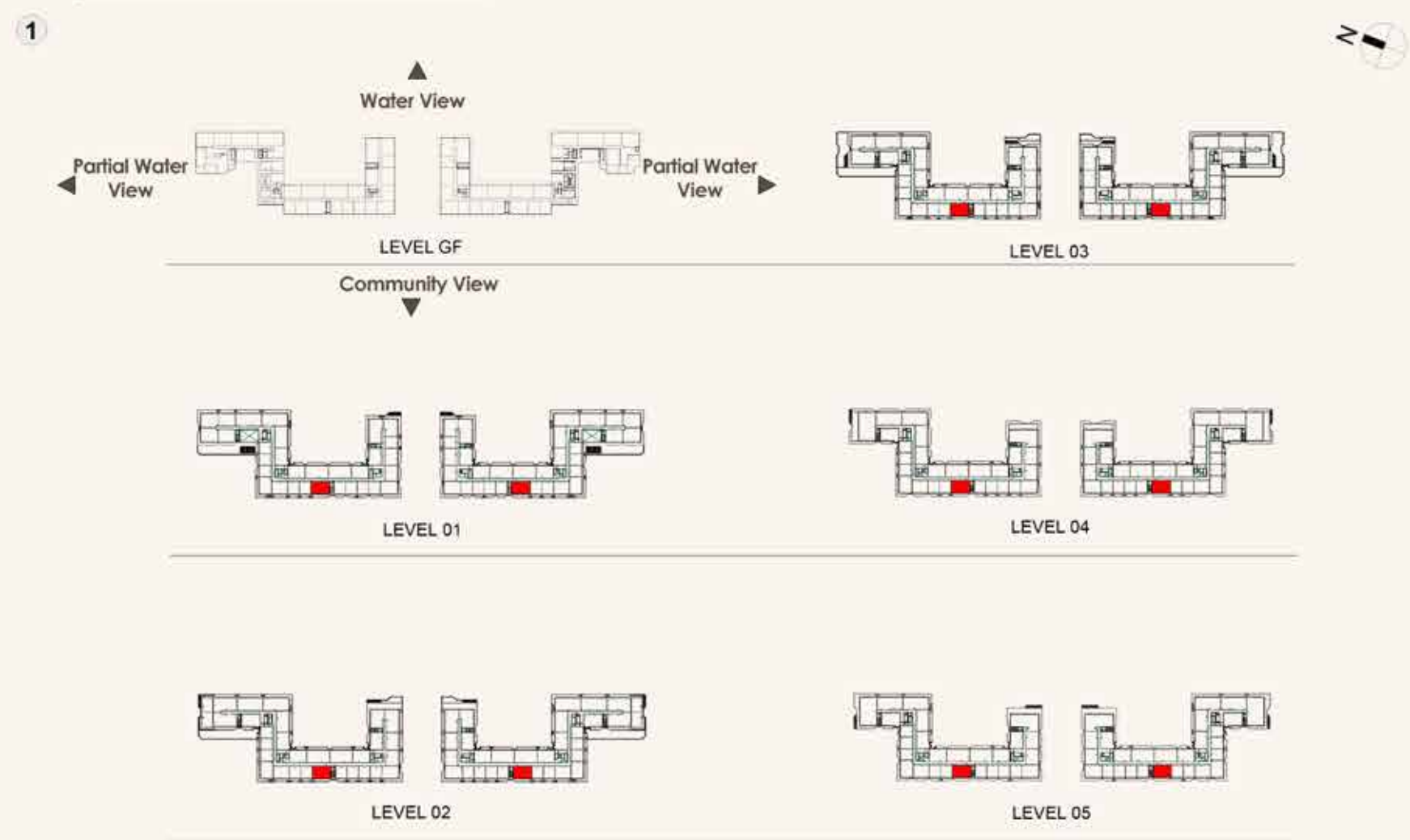


2 Bedroom Type 3A



Area	Size
Internal	123.23 sqm
Balcony	28.88 sqm
Total (GSA)	152.11 sqm

Type 3A	Size
1. Entrance	
2. Powder Room	2.0 x 1.2 m
3. Open Kitchen	3.8 x 3.4 m
4. Living & Dining Room	6.0 x 5.9 m
5. Master Bedroom	4.0 x 3.9 m
6. Master WIC	4.0 x 2.0 m
7. Master Bathroom	3.4 x 2.7 m
8. Secondary Bedroom	3.7 x 3.1 m
9. Secondary WIC	2.8 x 1.8 m
10. Secondary Bathroom	2.7 x 1.8 m
11. Laundry / Storage	2.1 x 1.7 m
12. Balcony	11.4 x 2.1 m



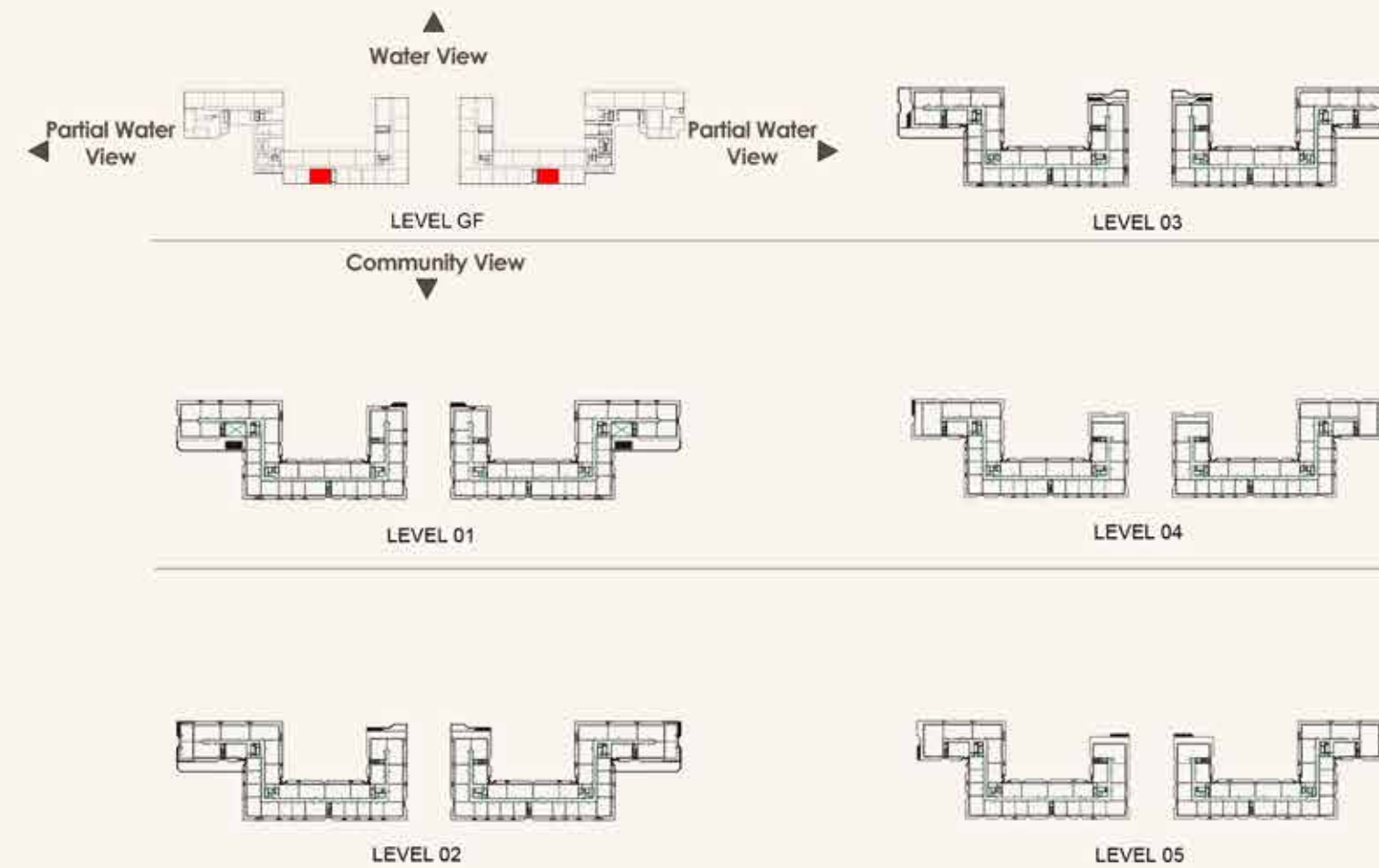
2 Bedroom

Type 3B



Area	Size
Internal	123.24 sqm
Balcony	37.21 sqm
Total (GSA)	160.45 sqm

Type 3B	Size
1. Entrance	
2. Powder Room	2.0 x 1.2 m
3. Open Kitchen	3.8 x 3.4 m
4. Living & Dining Room	6.0 x 5.9 m
5. Master Bedroom	4.0 x 3.9 m
6. Master WIC	4.0 x 2.0 m
7. Master Bathroom	3.4 x 2.7 m
8. Secondary Bedroom	3.7 x 3.1 m
9. Secondary WIC	2.8 x 1.8 m
10. Secondary Bathroom	2.7 x 1.8 m
11. Laundry / Storage	2.1 x 1.7 m
12. Terrace	14.1 x 2.4 m

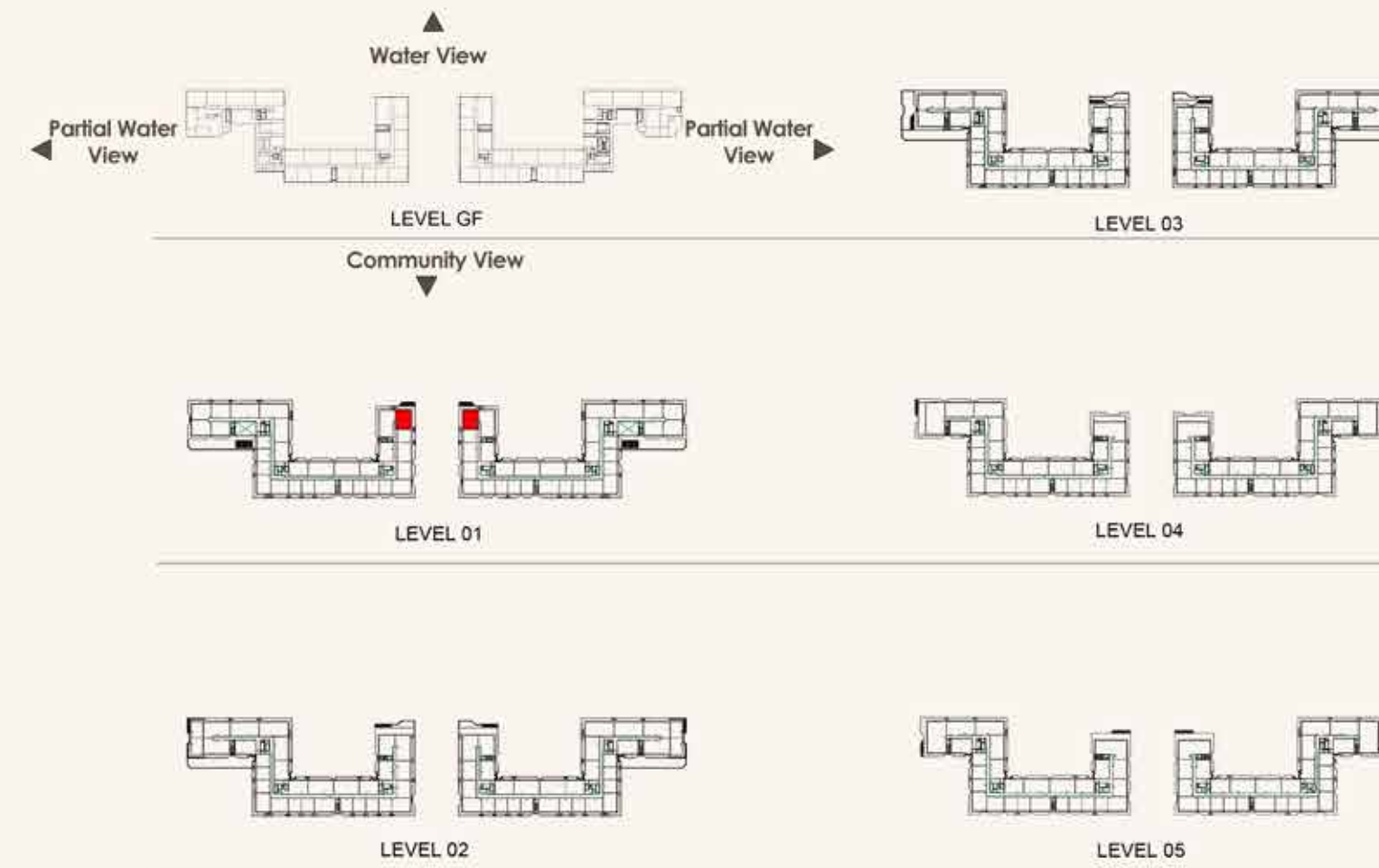


2 Bedroom Type 4A



Area	Size
Internal	124.94 sqm
Balcony	58.00 sqm
Total (GSA)	182.94 sqm

Type 4A	Size
1. Entrance	
2. Powder Room	2.0 x 1.8 m
3. Open Kitchen	5.1 x 3.8 m
4. Living & Dining Room	6.6 x 5.1 m
5. Master Bedroom	3.9 x 3.4 m
6. Master WIC	3.9 x 3.4 m
7. Master Bathroom	3.8 x 2.7 m
8. Secondary Bedroom	3.7 x 3.7 m
9. Secondary WIC	2.8 x 1.8 m
10. Secondary Bathroom	2.7 x 1.8 m
11. Laundry / Storage	1.4 x 0.9 m
12. Balcony	13.1 x 2.1 m
13. Balcony	11.0 x 2.1 m



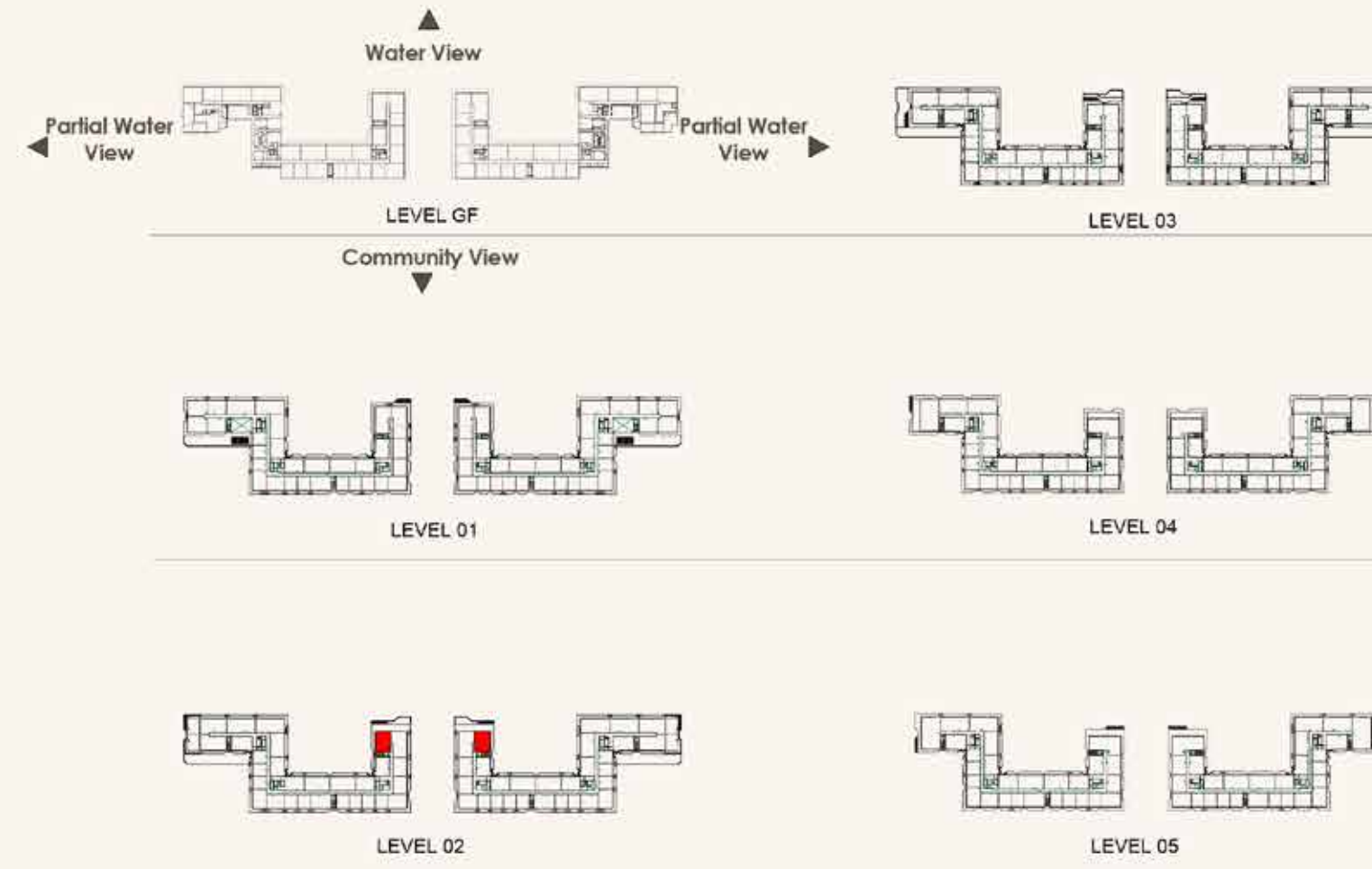
2 Bedroom

Type 4B



Area	Size
Internal	132.78sqm
Balcony	94.69sqm
Total (GSA)	227.47 sqm

Type 4B	Size
1. Entrance	
2. Powder Room	2.0 x 1.8 m
3. Open Kitchen	5.7 x 3.8 m
4. Living & Dining Room	6.6 x 5.1 m
5. Master Bedroom	4.1 x 3.8 m
6. Master WIC	4.1 x 2.0 m
7. Master Bathroom	3.5 x 2.7 m
8. Secondary Bedroom	3.7 x 3.7 m
9. Secondary WIC	2.8 x 1.8 m
10. Secondary Bathroom	2.7 x 1.8 m
11. Laundry / Storage	1.4 x 1.2 m
12. Balcony	12.0 x 6.1 m
13. Balcony	15.8 x 2.1 m



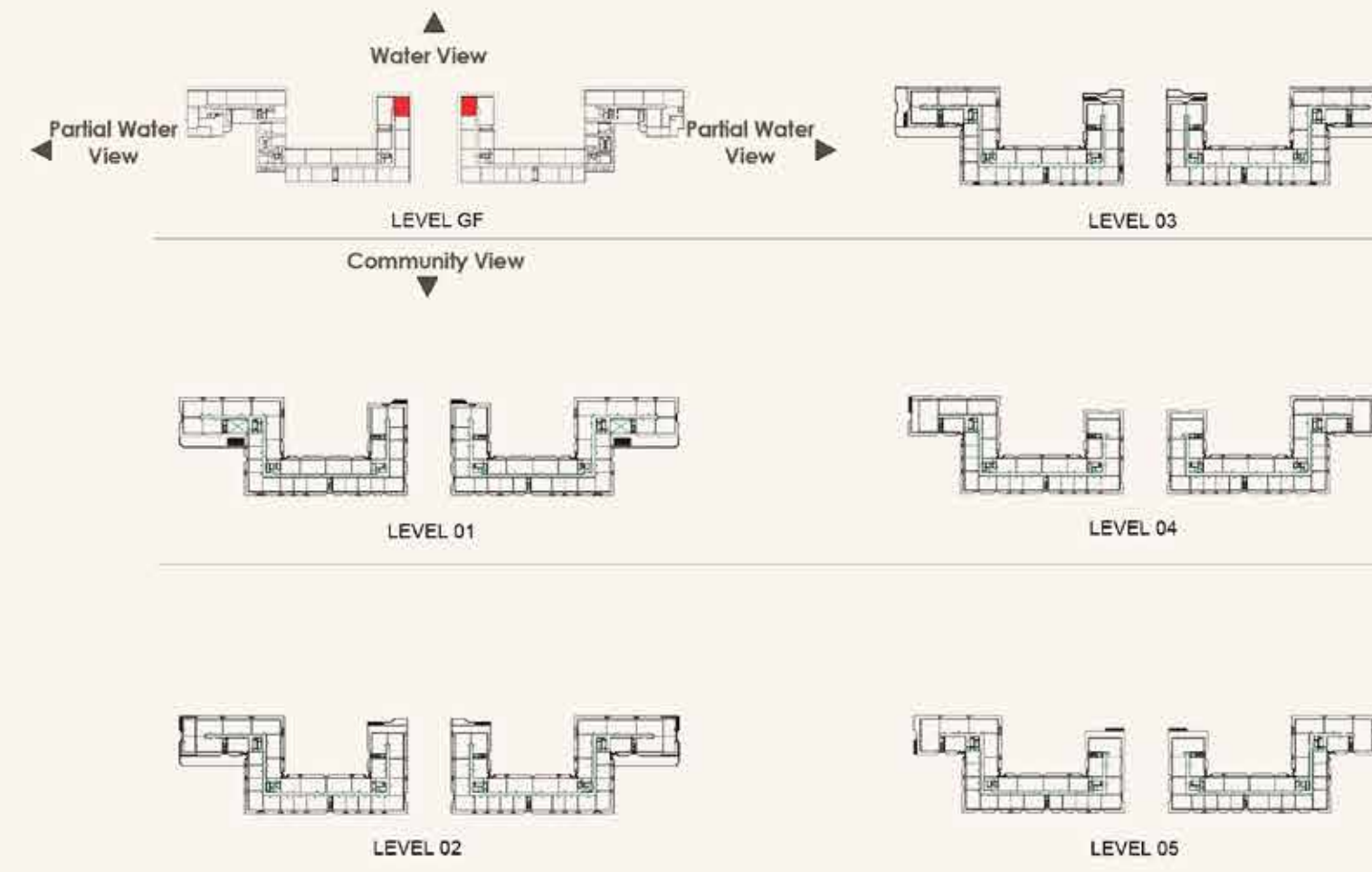
2 Bedroom

Type 4C



Area	Size
Internal	124.95 sqm
Balcony	69.71 sqm
Total (GSA)	194.66 sqm

Type 4C	Size
1. Entrance	
2. Powder Room	2.0 x 1.8 m
3. Open Kitchen	5.1 x 3.8 m
4. Living & Dining Room	6.6 x 5.1 m
5. Master Bedroom	3.9 x 3.4 m
6. Master WIC	3.9 x 2.0 m
7. Master Bathroom	3.8 x 2.7 m
8. Secondary Bedroom	3.7 x 3.7 m
9. Secondary WIC	2.8 x 1.8 m
10. Secondary Bathroom	2.7 x 1.8 m
11. Laundry / Storage	1.4 x 0.9 m
12. Terrace	14.6 x 2.40 m
13. Terrace	11.5 x 2.50 m



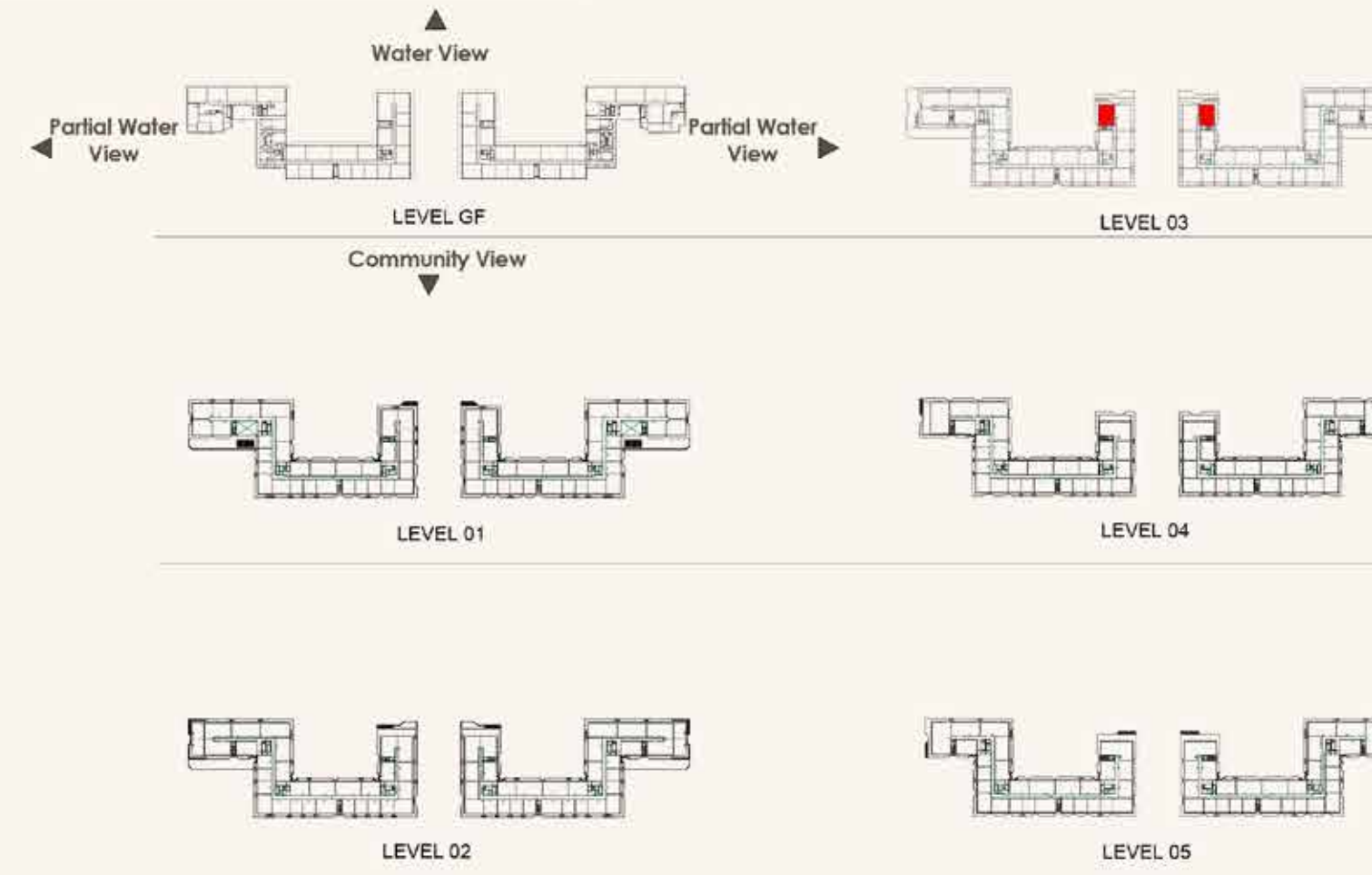
2 Bedroom

Type 4D



Area	Size
Internal	132.78 sqm
Balcony	60.83 sqm
Total (GSA)	193.61 sqm

Type 4D	Size
1. Entrance	
2. Powder Room	2.0 x 1.5 m
3. Open Kitchen	5.7 x 3.8 m
4. Living & Dining Room	6.6 x 5.7 m
5. Master Bedroom	4.1 x 3.8 m
6. Master WIC	4.1 x 2.0 m
7. Master Bathroom	3.5 x 2.7 m
8. Secondary Bedroom	3.7 x 3.7 m
9. Secondary WIC	2.8 x 1.8 m
10. Secondary Bathroom	2.7 x 1.8 m
11. Laundry / Storage	1.4 x 1.2 m
12. Balcony	14.1 x 2.1 m
13. Balcony	10.9 x 2.1 m

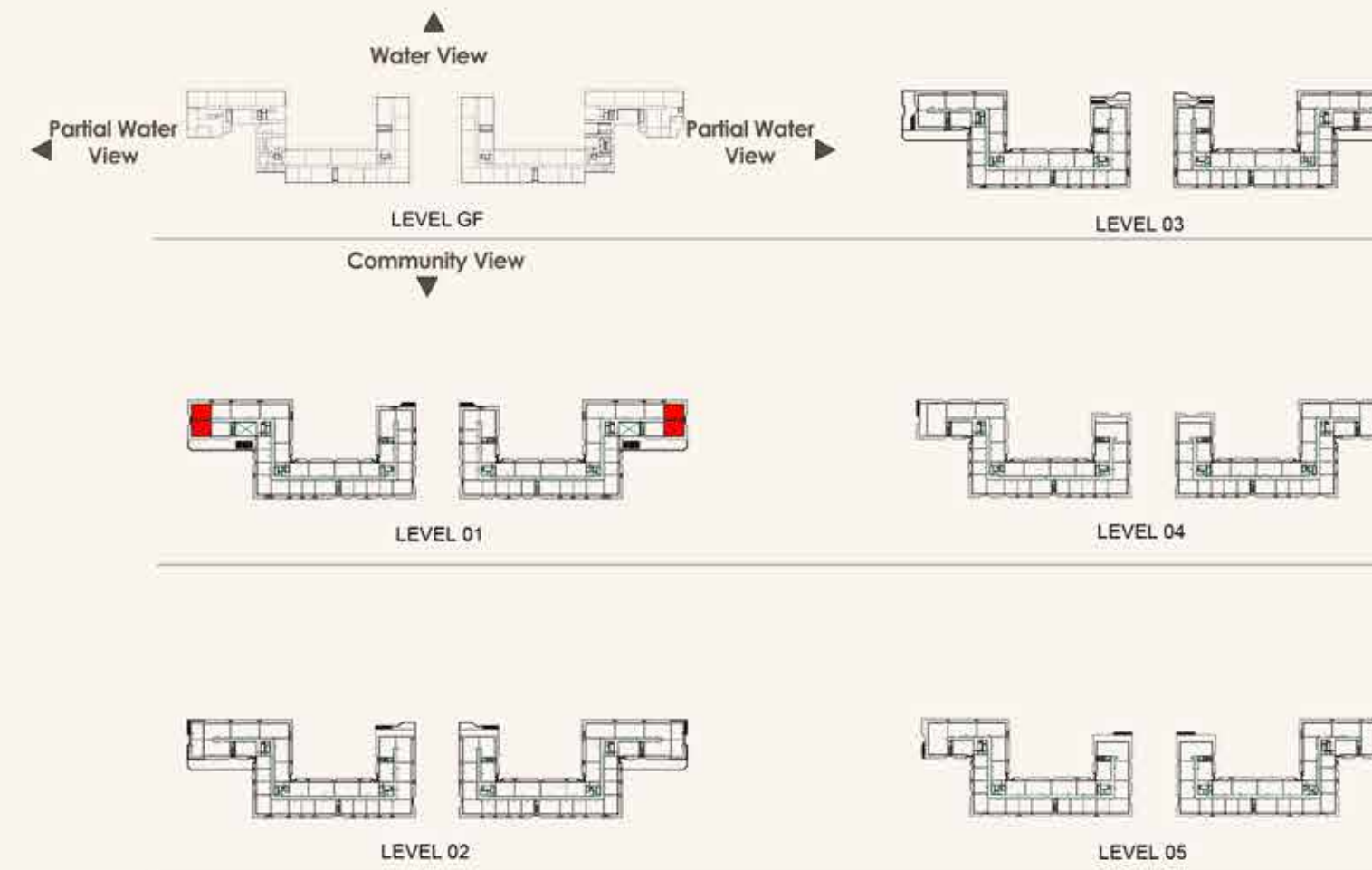


2 Bedroom Type 5A



Area	Size
Internal	131.04 sqm
Balcony	53.40 sqm
Total (GSA)	184.44 sqm

Type 5A	Size
1. Entrance	
2. Powder Room	1.8 x 1.4 m
3. Open Kitchen	3.4 x 3.3 m
4. Living & Dining Room	7.1 x 4.7 m
5. Master Bedroom	4.8 x 4.1 m
6. Master WIC	4.1 x 2.0 m
7. Master Bathroom	3.6 x 2.8 m
8. Secondary Bedroom	3.7 x 3.1 m
9. Secondary WIC	2.8 x 1.8 m
10. Secondary Bathroom	2.7 x 1.8 m
11. Laundry / Storage	1.4 x 1.1 m
12. Maid's Bedroom	2.9 x 2.2 m
13. Maid's Bathroom	1.8 x 1.7 m
14. Balcony	13.1 x 2.1 m
15. Balcony	9.0 x 2.1 m



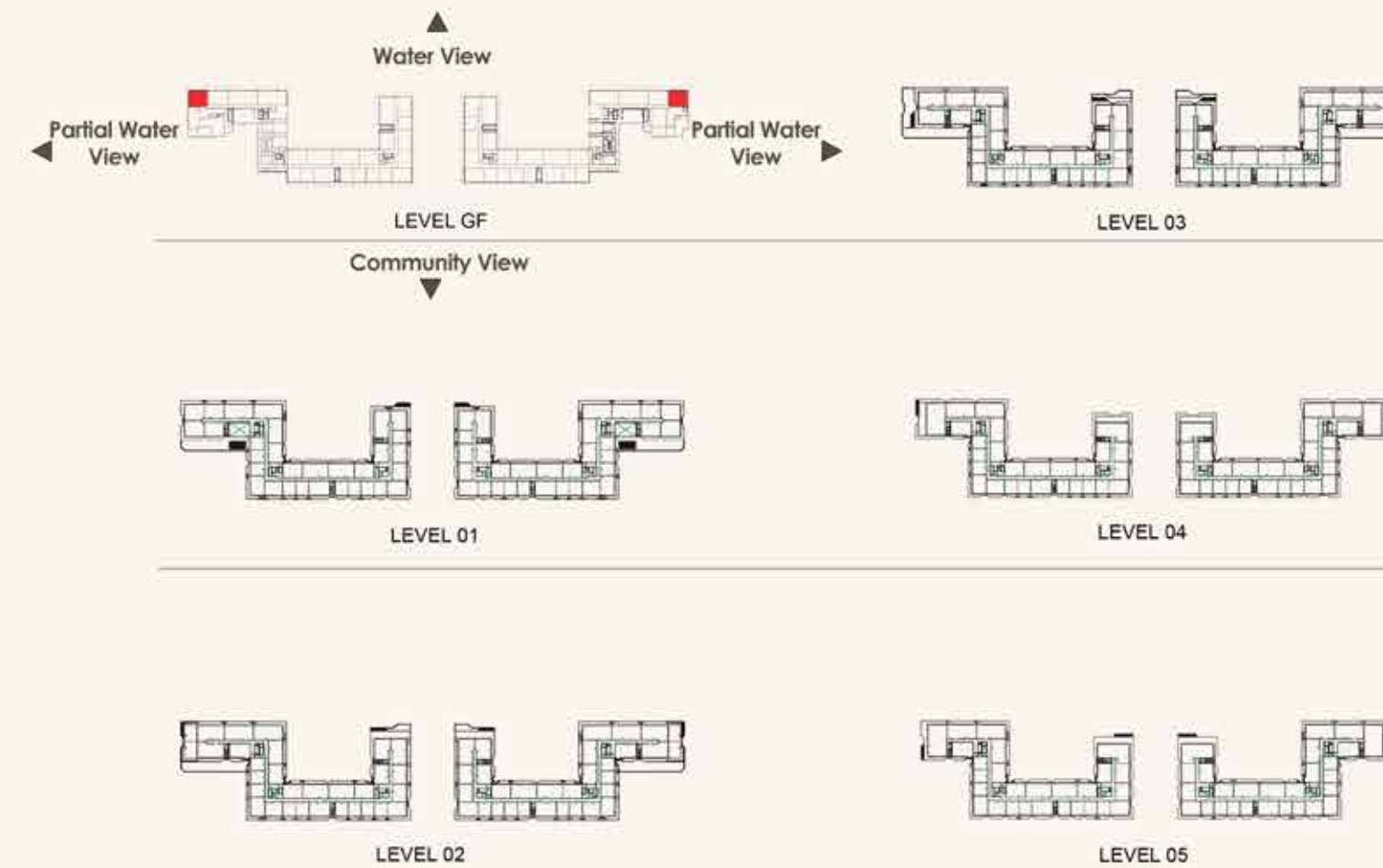
2 Bedroom

Type 5B



Area	Size
Internal	130.91 sqm
Balcony	52.15 sqm
Total (GSA)	183.06 sqm

Type 5B	Size
1. Entrance	
2. Powder Room	1.8 x 1.4 m
3. Open Kitchen	3.4 x 3.3 m
4. Living & Dining Room	7.1 x 4.7 m
5. Master Bedroom	4.8 x 4.1 m
6. Master WIC	4.1 x 2.0 m
7. Master Bathroom	3.6 x 2.8 m
8. Secondary Bedroom	3.7 x 3.1 m
9. Secondary WIC	2.8 x 1.8 m
10. Secondary Bathroom	2.7 x 1.8 m
11. Laundry / Storage	1.4 x 1.1 m
12. Maid's Bedroom	2.9 x 2.2 m
13. Maid's Bathroom	1.8 x 1.7 m
14. Terrace	14.4 x 2.35 m
15. Terrace	6.15 x 2.35 m



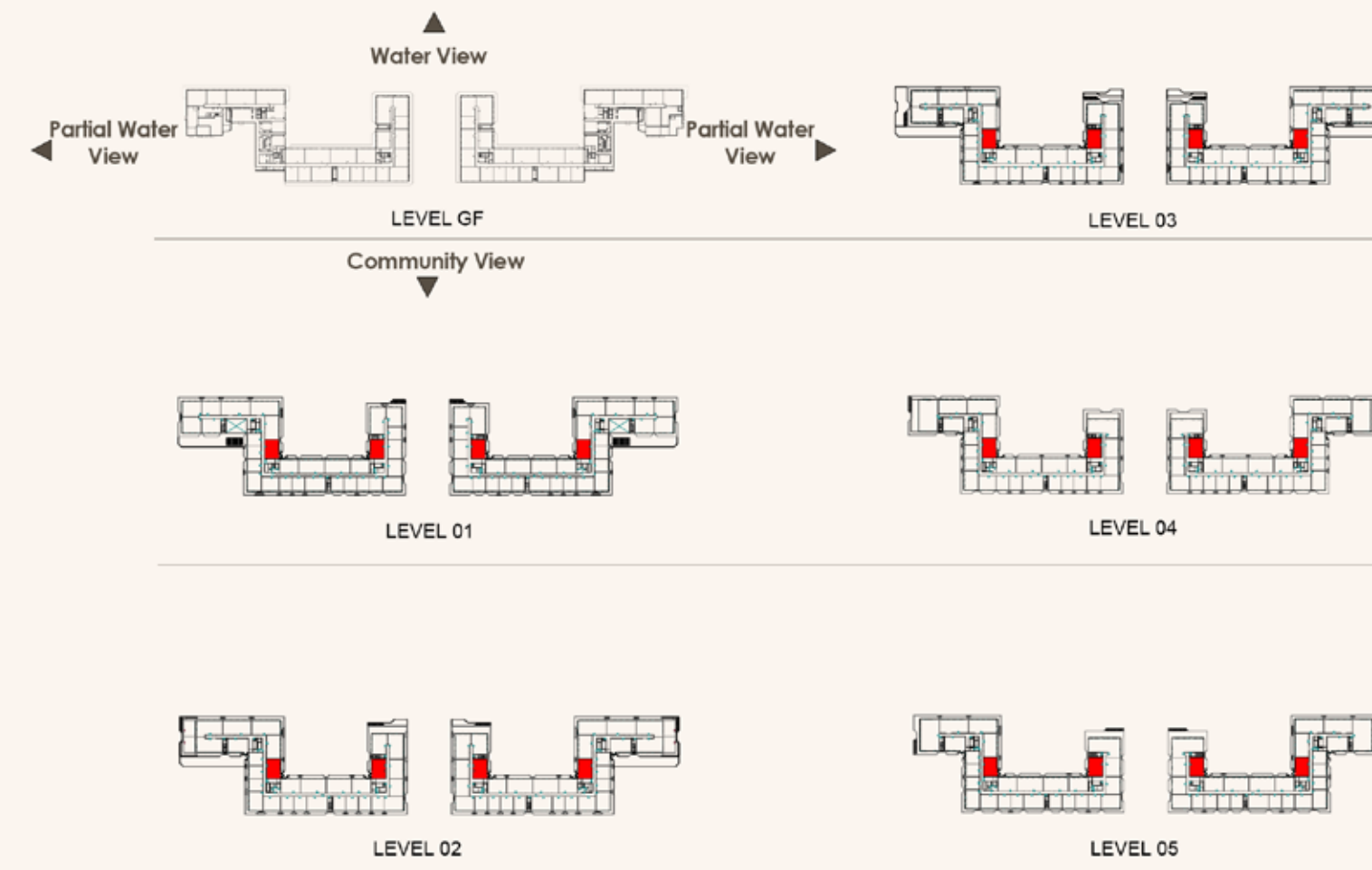
2 Bedroom

Type 6A



Area	Size
Internal	117.54 sqm
Balcony	15.31 sqm
Total (GSA)	132.85 sqm

Type 6A	Size
1. Entrance	
2. Powder Room	1.7 x 1.5 m
3. Open Kitchen	3.3 x 2.6 m
4. Living & Dining Room	6.5 x 5.1 m
5. Master Bedroom	3.9 x 3.8 m
6. Master WIC	3.9 x 2.0 m
7. Master Bathroom	3.5 x 2.7 m
8. Secondary Bedroom	3.7 x 3.7 m
9. Secondary WIC	2.8 x 1.8 m
10. Secondary Bathroom	2.7 x 1.8 m
11. Laundry / Storage	2.1 x 1.5 m
12. Balcony	6.0 x 2.1 m



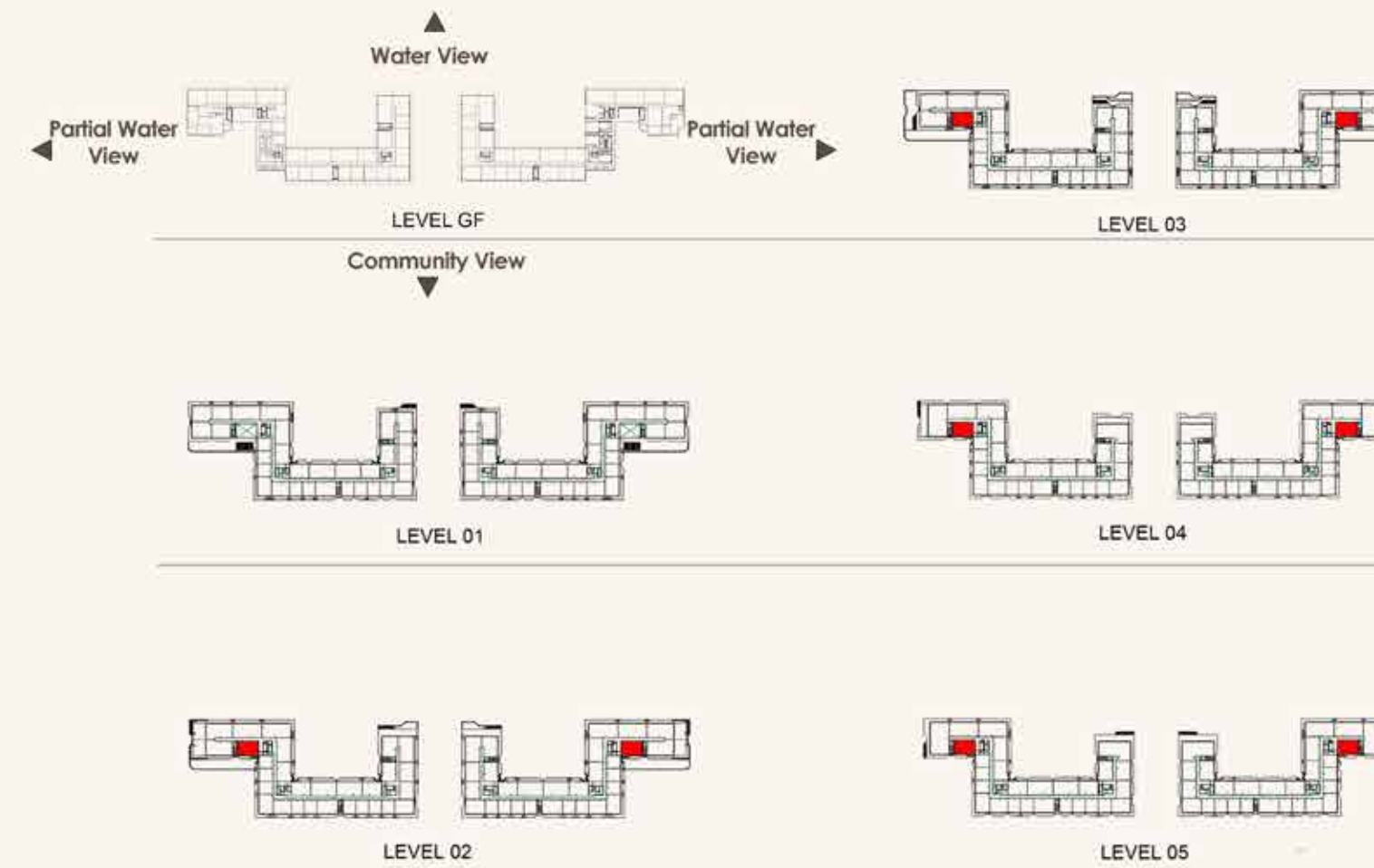
2 Bedroom

Type 6B



Area	Size
Internal	128.13 sqm
Balcony	19.23 sqm
Total (GSA)	147.36 sqm

Type 6B	Size
1. Entrance	
2. Powder Room	1.8 x 1.5 m
3. Open Kitchen	4.3 x 2.6 m
4. Living & Dining Room	6.6 x 6.0 m
5. Master Bedroom	4.0 x 3.9 m
6. Master WIC	4.0 x 2.0 m
7. Master Bathroom	3.4 x 2.7 m
8. Secondary Bedroom	3.7 x 3.7 m
9. Secondary WIC	2.8 x 1.8 m
10. Secondary Bathroom	2.7 x 1.8 m
11. Laundry / Storage	2.1 x 1.5 m
12. Balcony	7.5 x 2.1 m

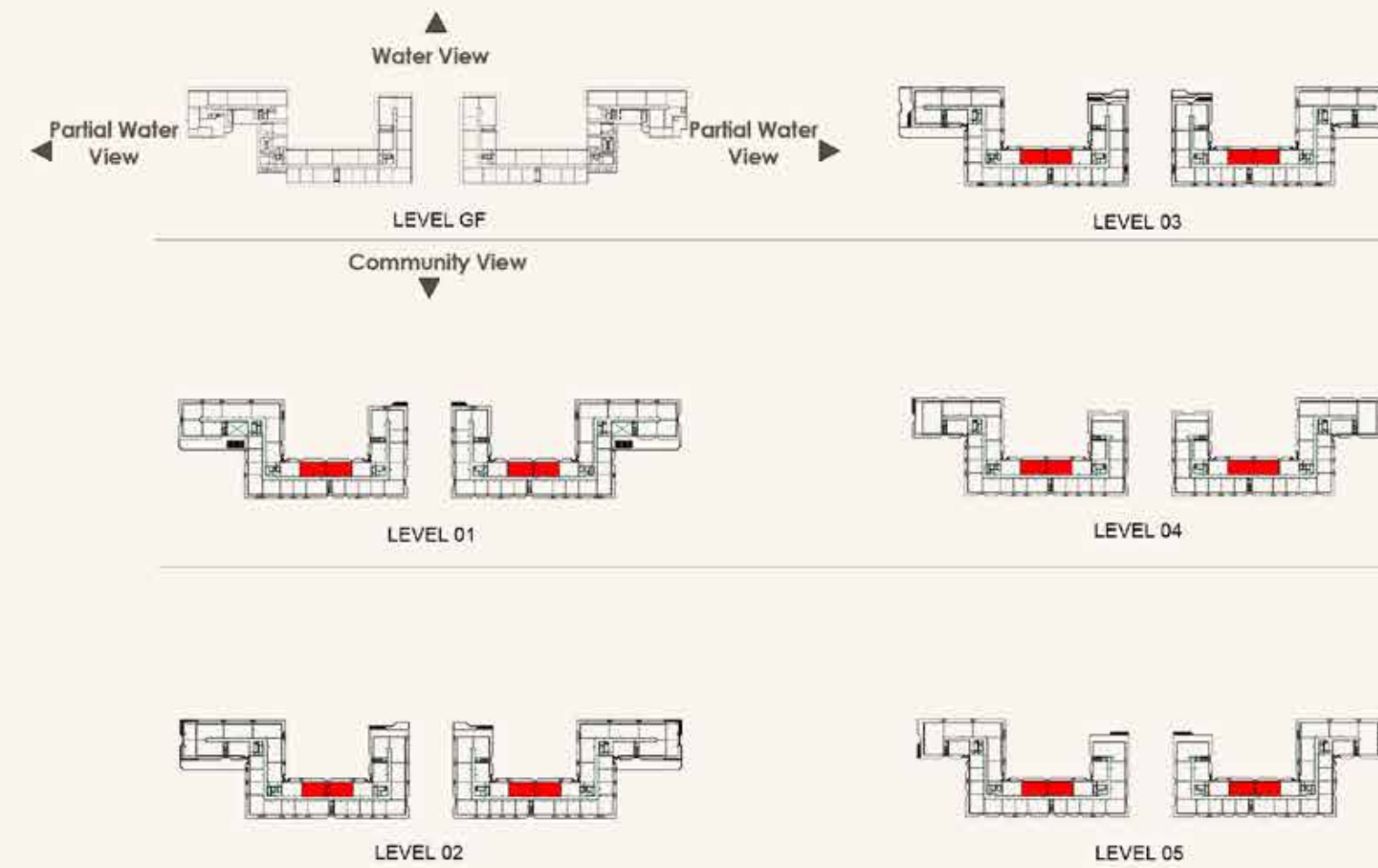


3 Bedroom Type 1A



Area	Size
Internal	153.92 sqm
Balcony	36.15 sqm
Total (GSA)	190.07 sqm

Type 1A	Size
1. Entrance	
2. Powder Room	2.1 x 1.5 m
3. Open Kitchen	5.1 x 3.4 m
4. Living & Dining Room	6.0 x 5.1 m
5. Master Bedroom	3.9 x 3.9 m
6. Master WIC	3.9 x 2.0 m
7. Master Bathroom	3.4 x 2.7 m
8. Secondary Bedroom	3.8 x 3.1 m
9. Secondary WIC	2.8 x 1.8 m
10. Secondary Bathroom	2.7 x 1.8 m
11. Laundry / Storage	1.7 x 1.0 m
12. Maid's Room	3.0 x 2.2 m
13. Maid's Bathroom	1.8 x 1.6 m
14. Balcony	14.1 x 2.1 m

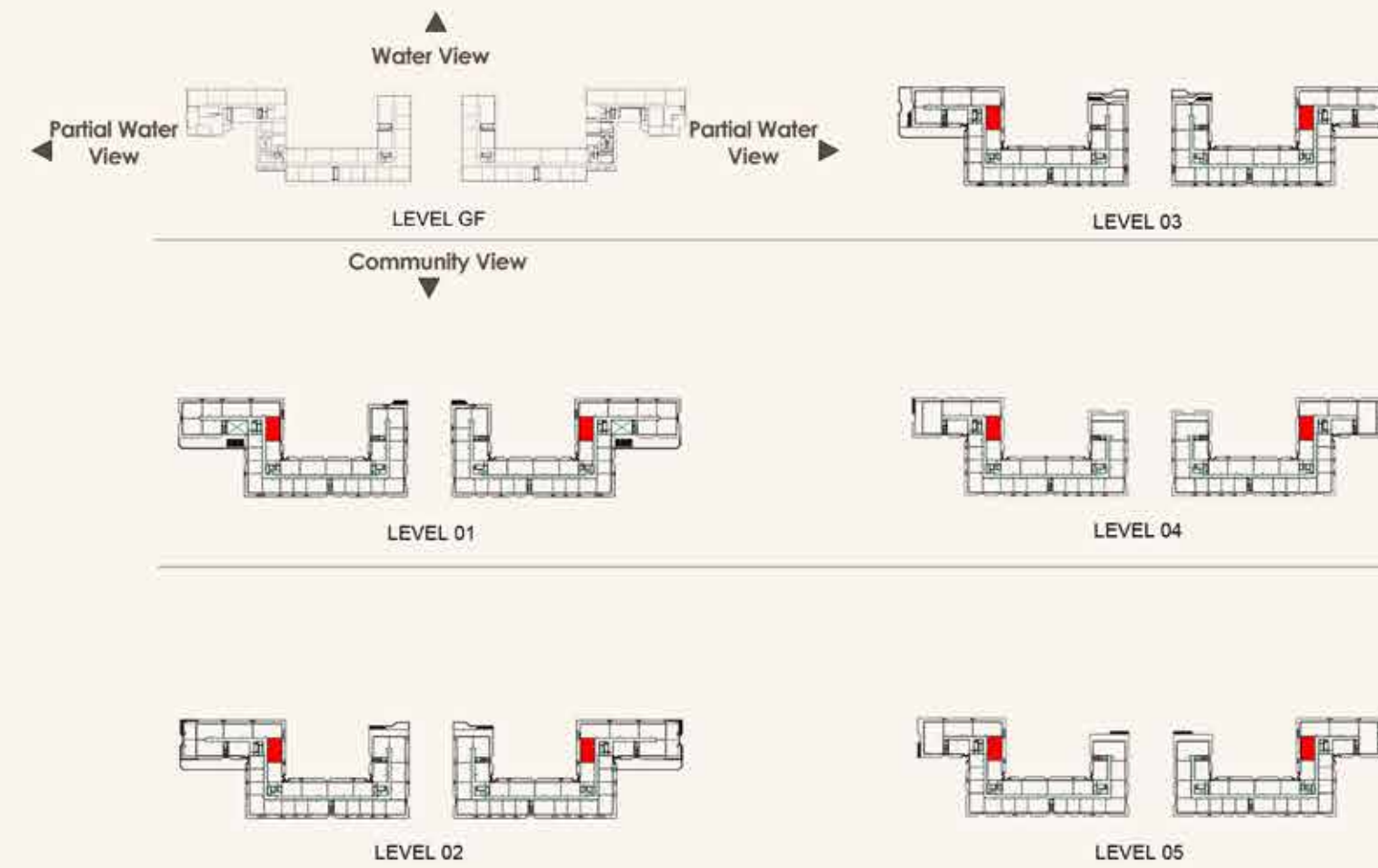


3 Bedroom Type 1B

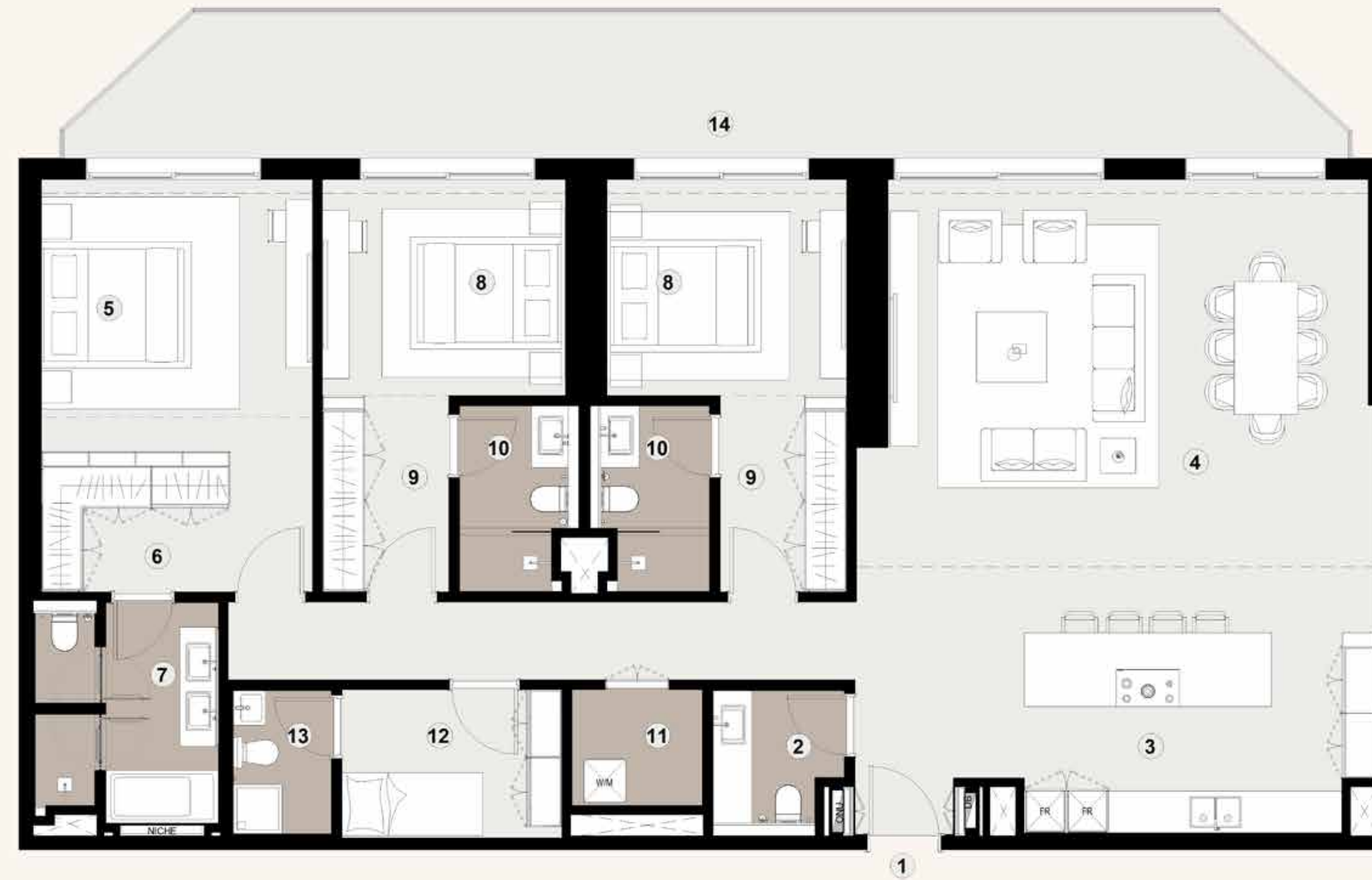


Area	Size
Internal	144.16 sqm
Balcony	34.22 sqm
Total (GSA)	178.38 sqm

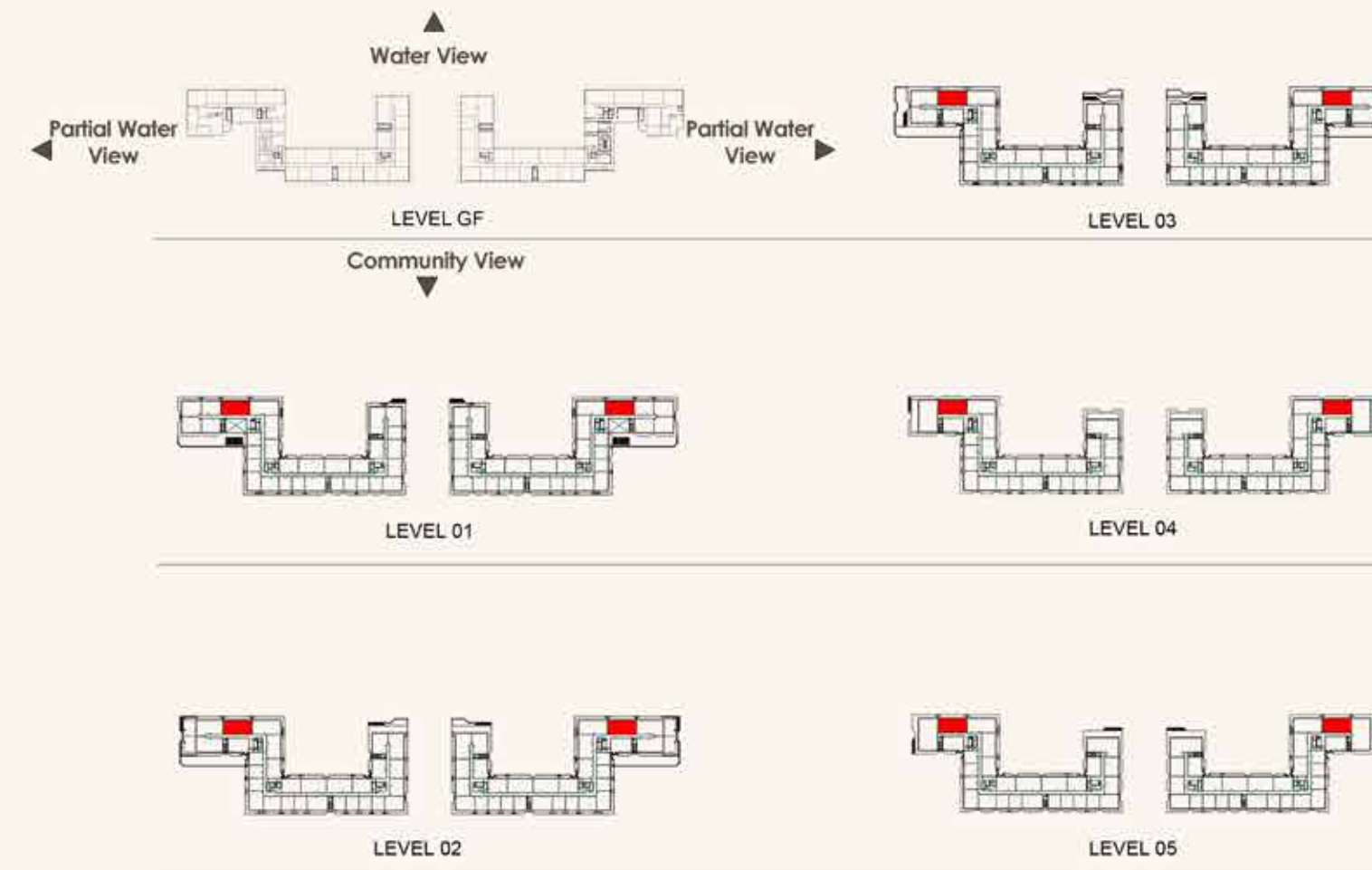
Type 1B	Size
1. Entrance	
2. Powder Room	1.7 x 1.4 m
3. Open Kitchen	4.2 x 3.1 m
4. Living & Dining Room	6.0 x 4.2 m
5. Master Bedroom	3.9 x 3.7 m
6. Master WIC	3.9 x 2.2 m
7. Master Bathroom	3.4 x 2.7 m
8. Secondary Bedroom	3.7 x 3.1 m
9. Secondary WIC	2.8 x 1.7 m
10. Secondary Bathroom	2.7 x 1.8 m
11. Laundry / Storage	0.9 x 0.7 m
12. Maid's Room	2.7 x 2.2 m
13. Maid's Bathroom	2.1 x 1.3 m
14. Balcony	13.5 x 2.1 m



3 Bedroom Type 1C



Area	Size	Type 1C	Size
Internal	176.36 sqm	1. Entrance	
Balcony	41.15 sqm	2. Powder Room	2.1 x 1.5 m
Total (GSA)	217.51 sqm	3. Open Kitchen	6.2 x 3.4 m
		4. Living & Dining Room	7.4 x 6.1 m
		5. Master Bedroom	4.0 x 3.9 m
		6. Master WIC	4.0 x 2.0 m
		7. Master Bathroom	3.4 x 2.7 m
		8. Secondary Bedroom	3.6 x 3.1 m
		9. Secondary WIC	2.8 x 1.8 m
		10. Secondary Bathroom	2.7 x 1.8 m
		11. Laundry / Storage	1.9 x 1.7 m
		12. Maid's Room	3.3 x 2.1 m
		13. Maid's Bathroom	2.1 x 1.5 m
		14. Balcony	16.5 x 2.1 m

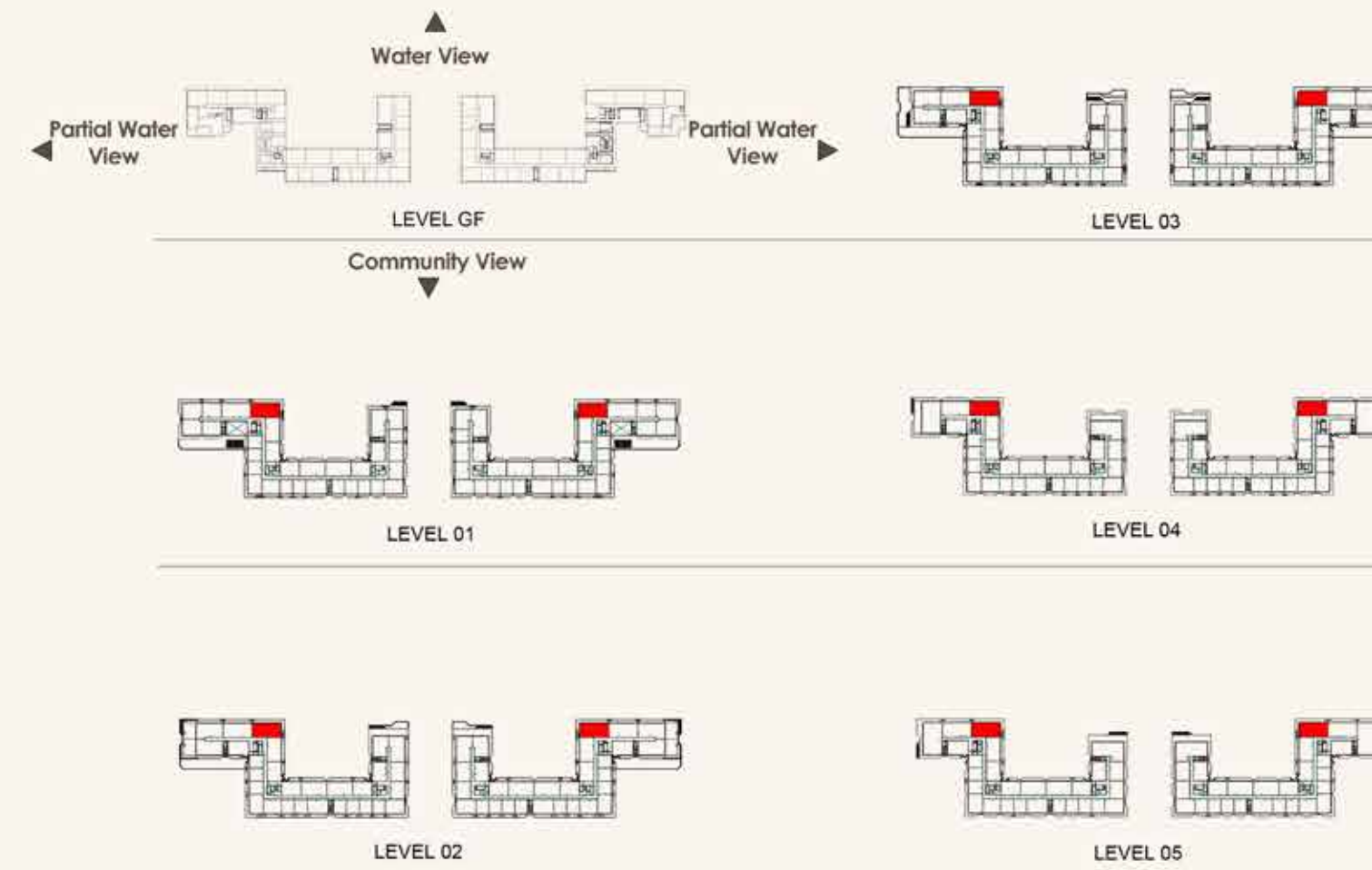


3 Bedroom Type 1D

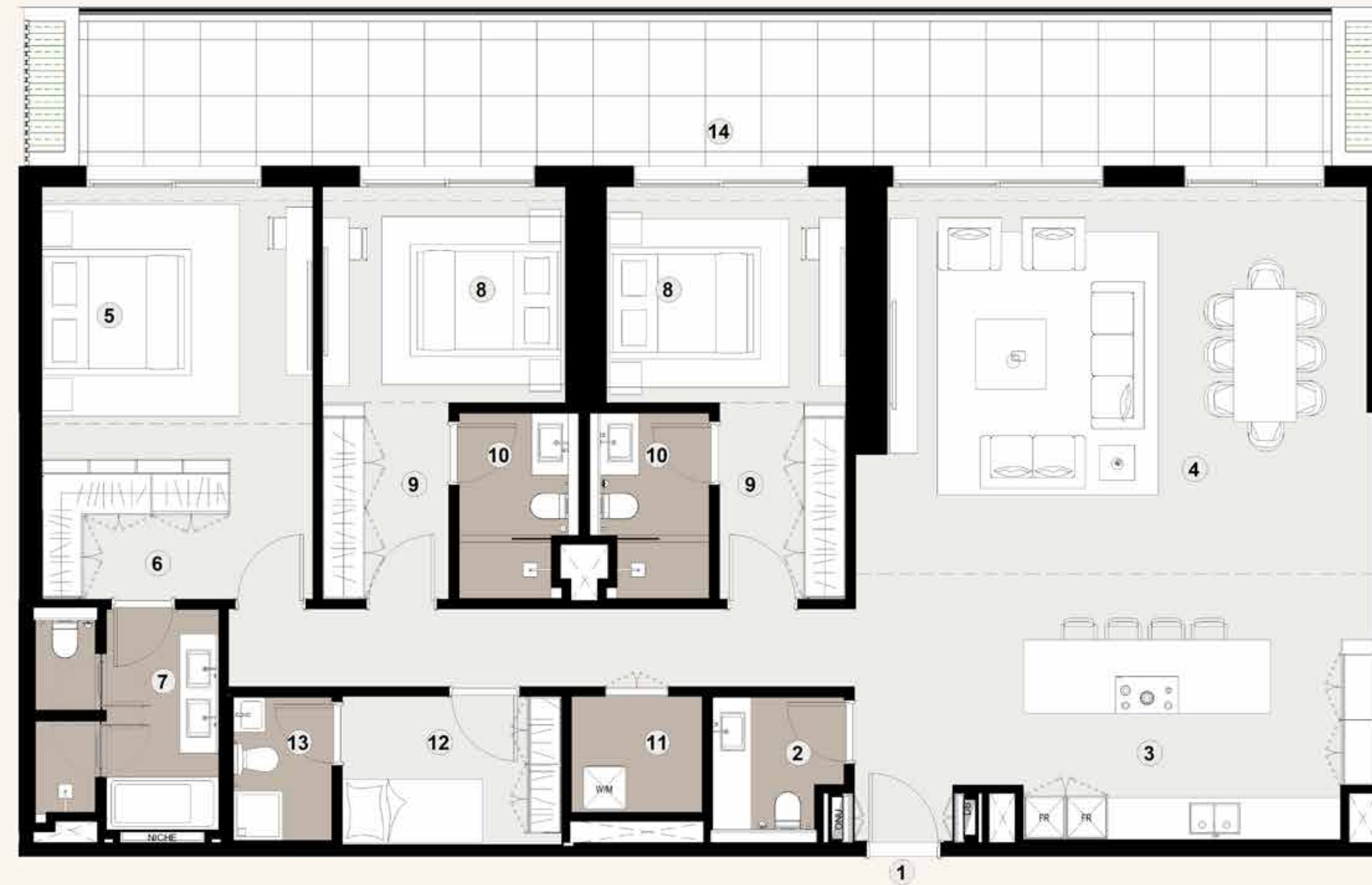


Area	Size
Internal	175.30 sqm
Balcony	61.82 sqm
Total (GSA)	236.91 sqm

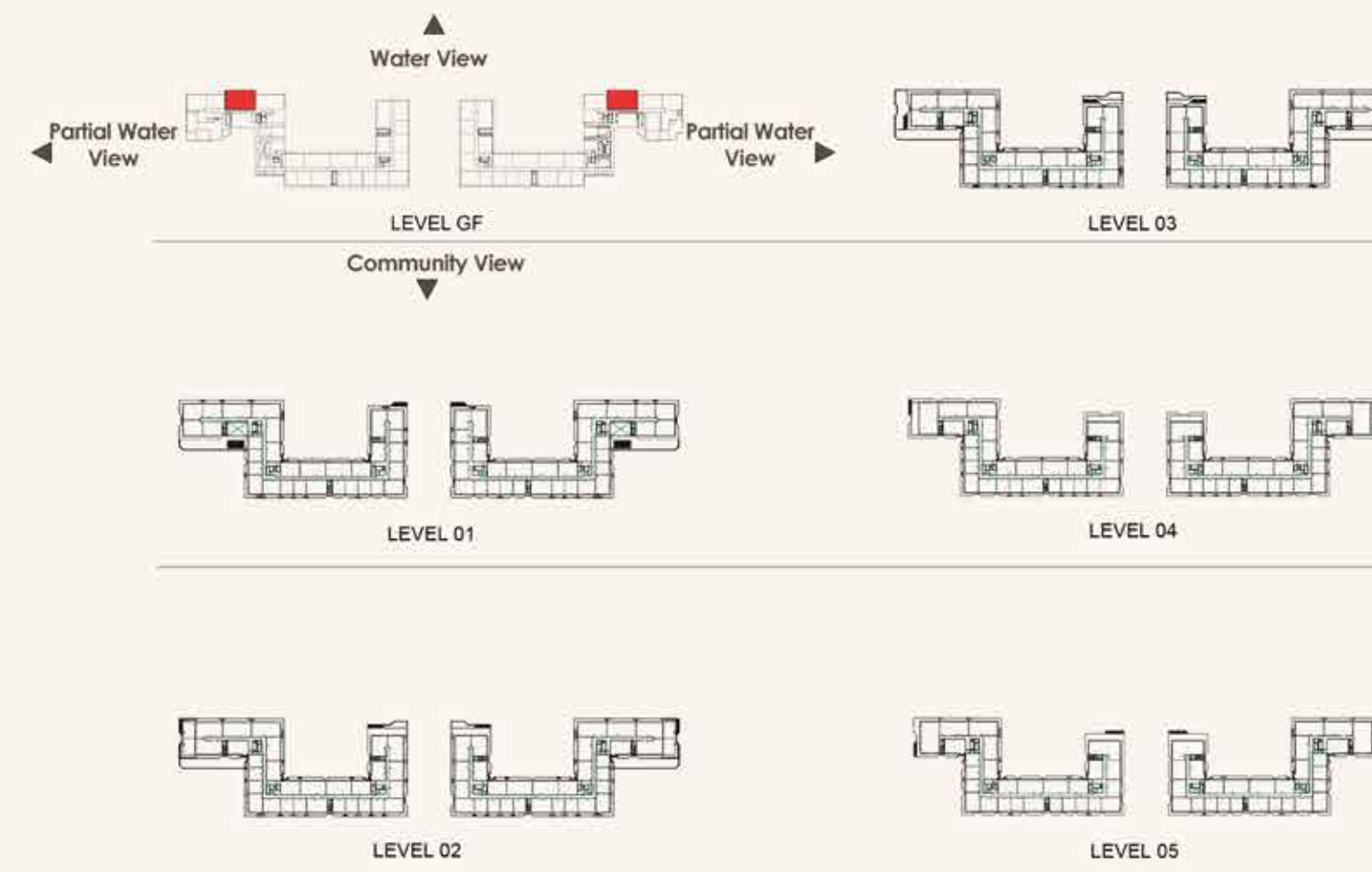
Type 1D	Size
1. Entrance	
2. Powder Room	1.8 x 1.5 m
3. Open Kitchen	6.5 x 3.3 m
4. Living & Dining Room	7.3 x 6.0 m
5. Master Bedroom	4.0 x 3.7 m
6. Master WIC	4.0 x 2.2 m
7. Master Bathroom	3.3 x 2.7 m
8. Secondary Bedroom	3.6 x 3.1 m
9. Secondary WIC	2.8 x 1.8 m
10. Secondary Bathroom	2.7 x 1.8 m
11. Laundry / Storage	2.3 x 1.0 m
12. Maid's Room	3.1 x 2.1 m
13. Maid's Bathroom	2.1 x 1.4 m
14. Balcony	19.4 x 2.1 m
15. Balcony	6.1 x 2.1 m



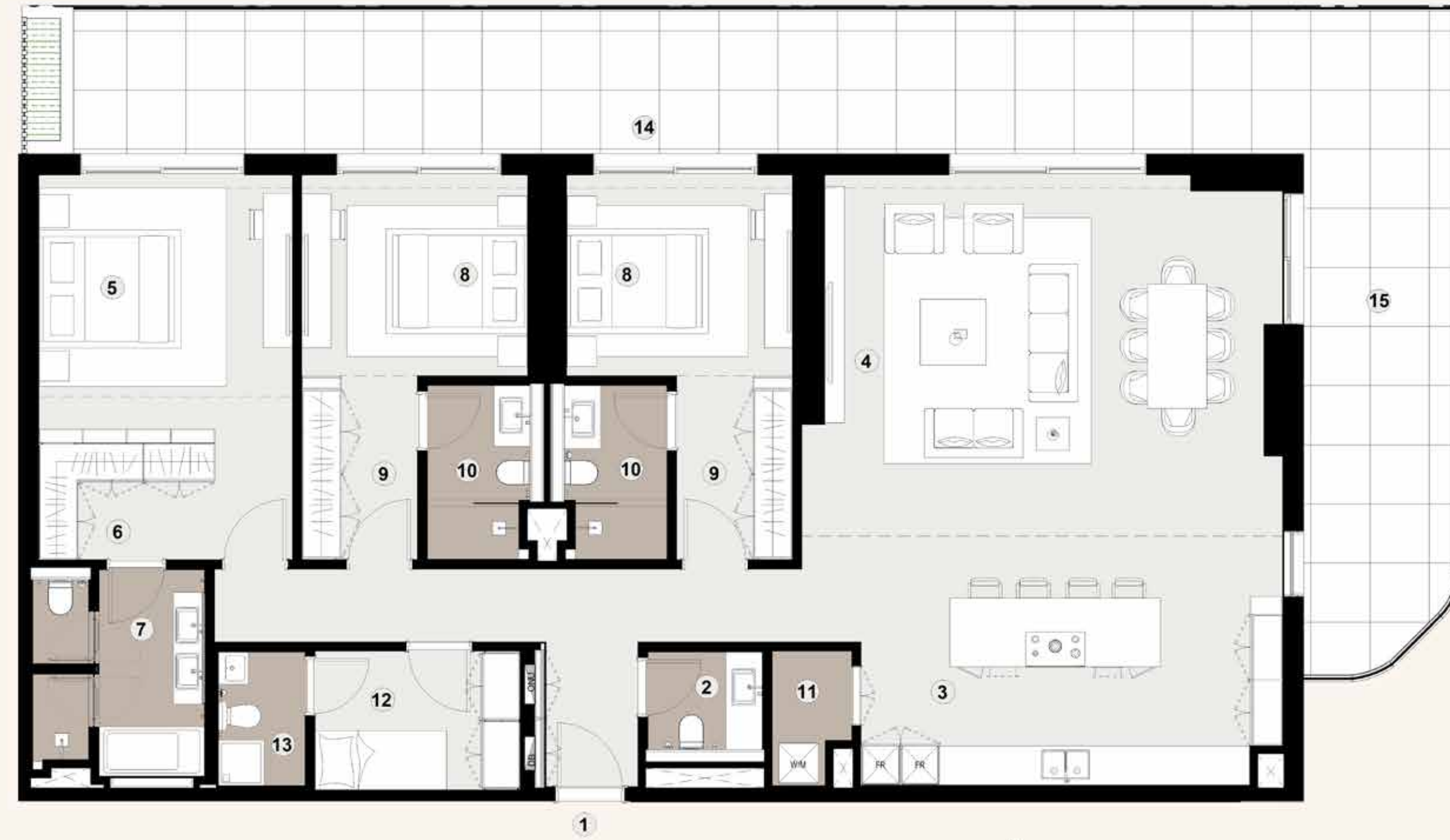
3 Bedroom Type 1E



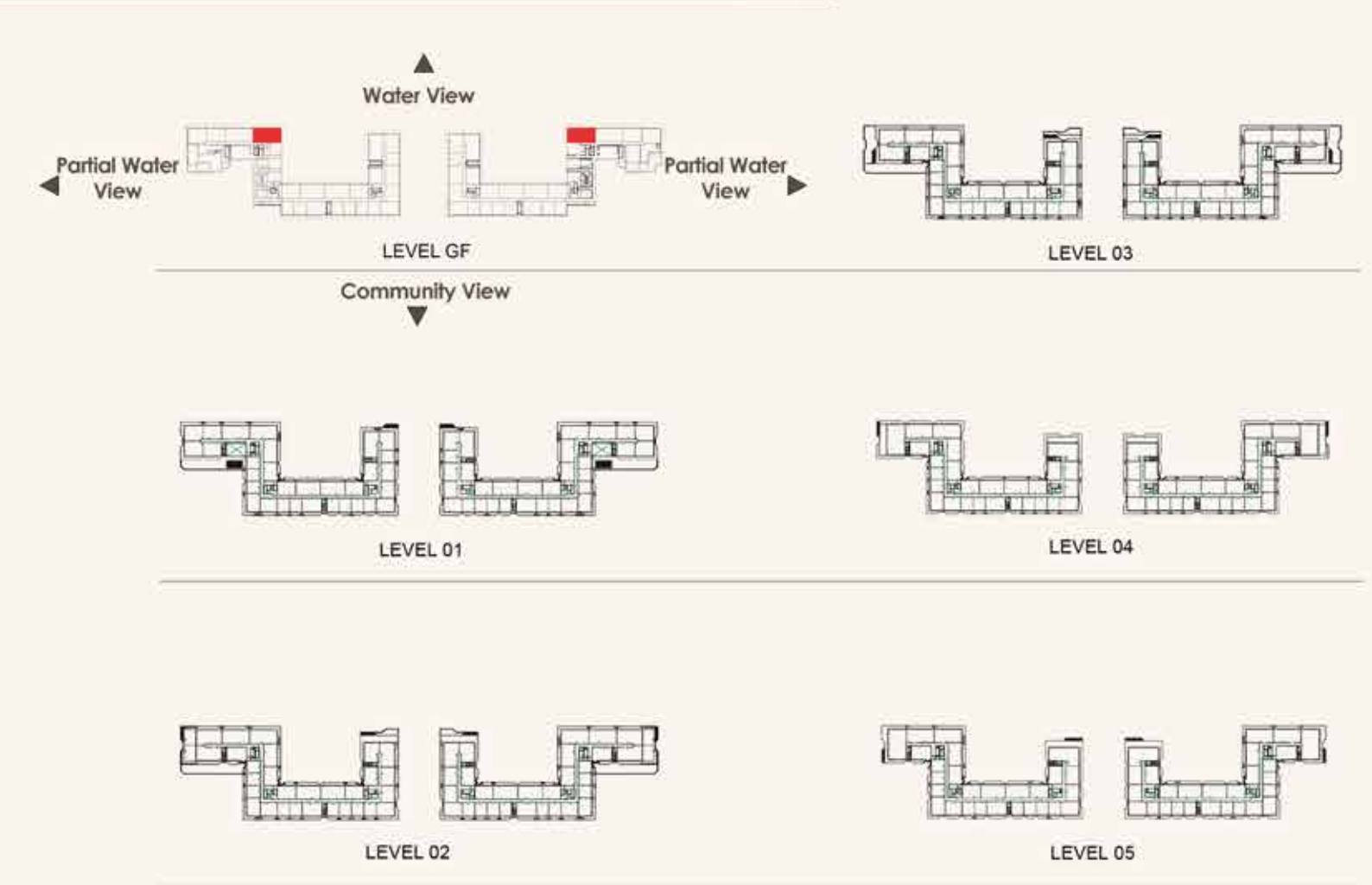
Area	Size	Type 1E	Size
Internal	176.36 sqm	1. Entrance	
Balcony	49.11 sqm	2. Powder Room	2.1 x 1.5 m
Total (GSA)	225.47 sqm	3. Open Kitchen	6.2 x 3.4 m
		4. Living & Dining Room	7.4 x 6.1 m
		5. Master Bedroom	4.0 x 3.9 m
		6. Master WIC	4.0 x 2.0 m
		7. Master Bathroom	3.4 x 2.7 m
		8. Secondary Bedroom	3.6 x 3.1 m
		9. Secondary WIC	2.8 x 1.8 m
		10. Secondary Bathroom	2.7 x 1.8 m
		11. Laundry / Storage	1.9 x 1.7 m
		12. Maid's Room	3.3 x 2.1 m
		13. Maid's Bathroom	2.1 x 1.5 m
		14. Terrace	19.5 x 2.35 m



3 Bedroom Type 1F



Area	Size	Type 1F	Size
Internal	175.31 sqm	1. Entrance	
Balcony	76.29 sqm	2. Powder Room	1.8 x 1.5 m
Total (GSA)	251.60 sqm	3. Open Kitchen	6.5 x 3.3 m
		4. Living & Dining Room	7.3 x 6.0 m
		5. Master Bedroom	4.0 x 3.7 m
		6. Master WIC	4.0 x 2.2 m
		7. Master Bathroom	3.3 x 2.7 m
		8. Secondary Bedroom	3.6 x 3.1 m
		9. Secondary WIC	2.8 x 1.8 m
		10. Secondary Bathroom	2.7 x 1.8 m
		11. Laundry / Storage	2.3 x 1.0 m
		12. Maid's Room	3.1 x 2.1 m
		13. Maid's Bathroom	2.1 x 1.4 m
		14. Terrace	19.5 x 2.35 m
		15. Terrace	

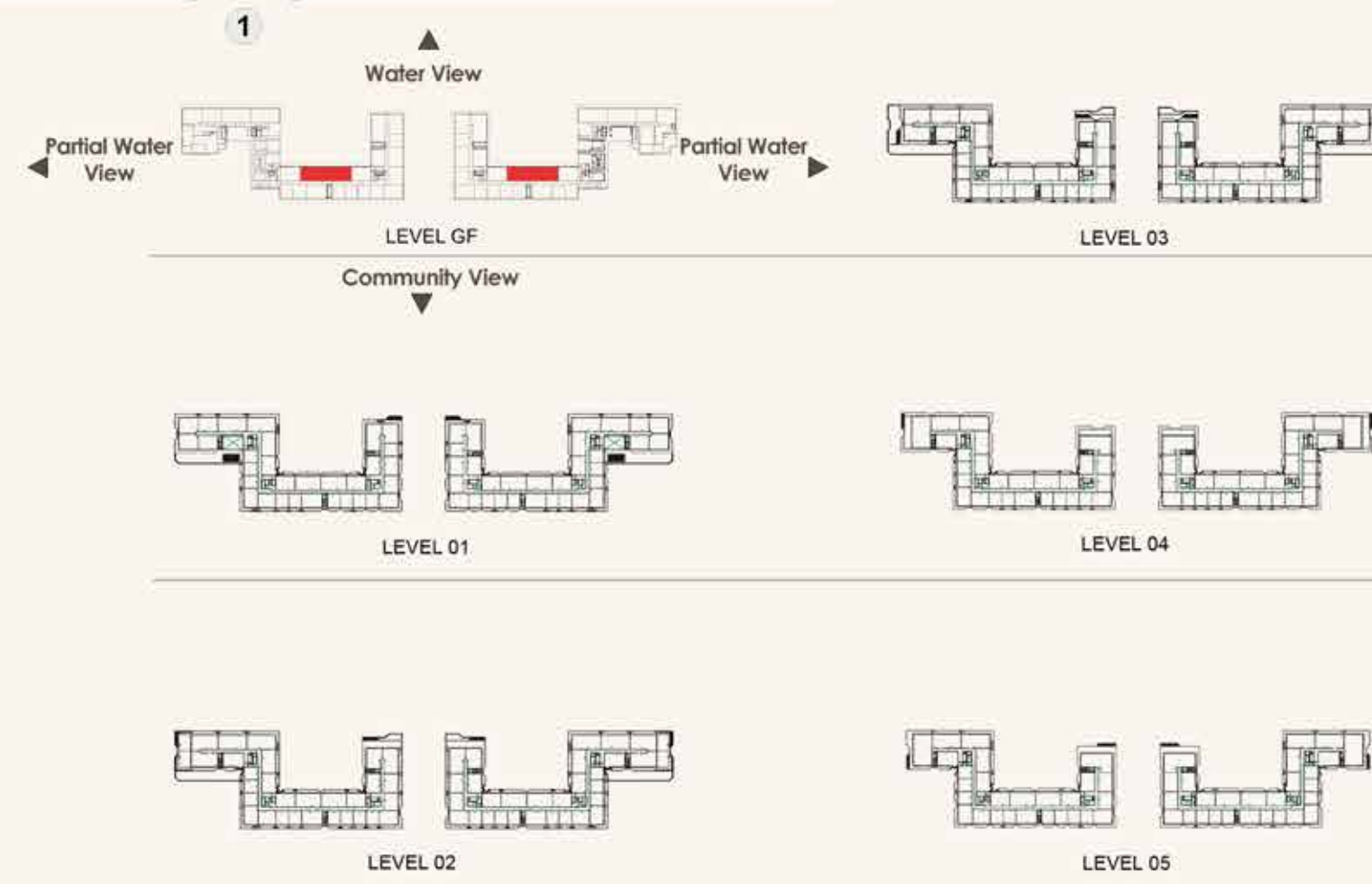


3 Bedroom Type 1G

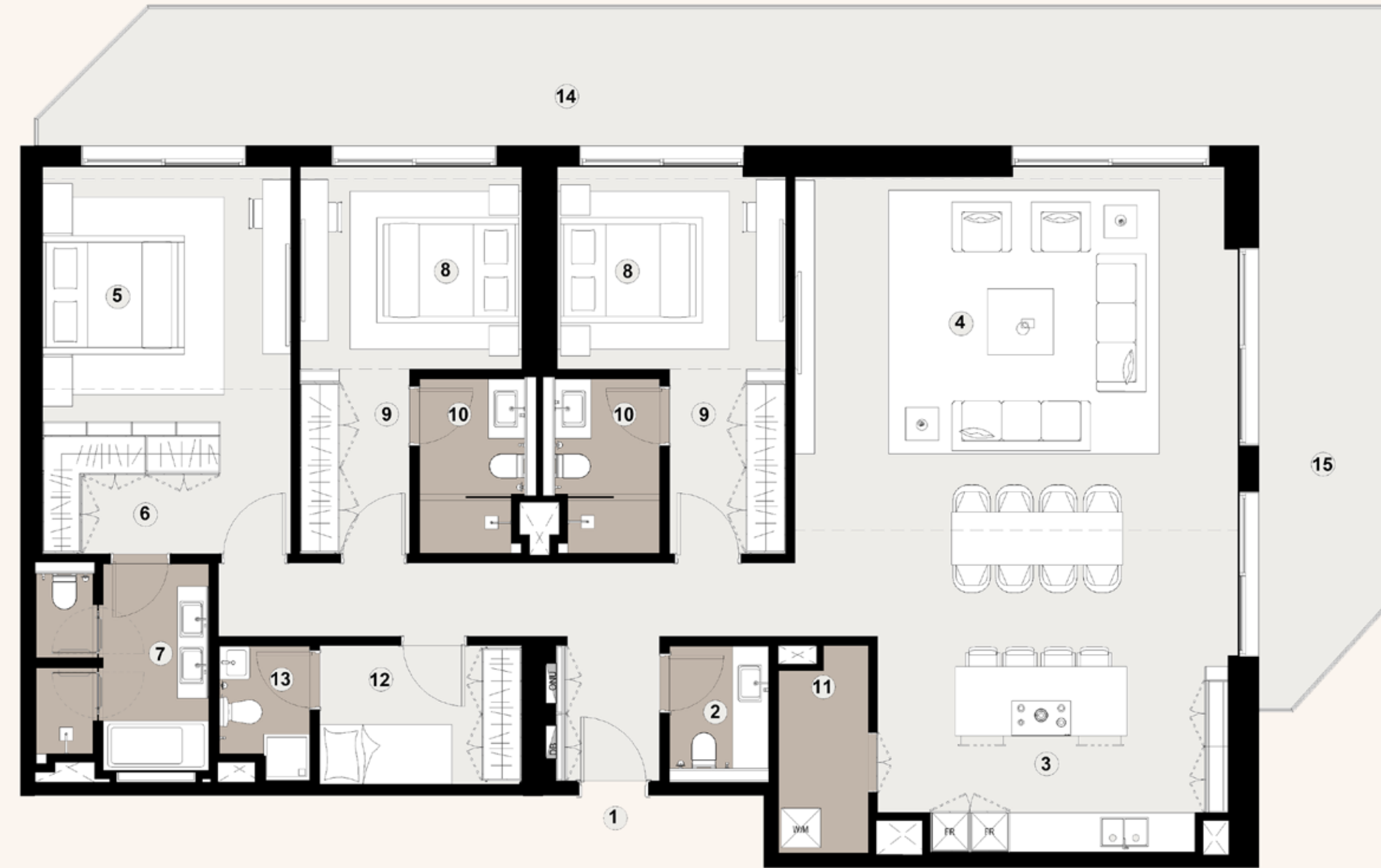


Area	Size
Internal	154.00 sqm
Balcony	46.09 sqm
Total (GSA)	200.09 sqm

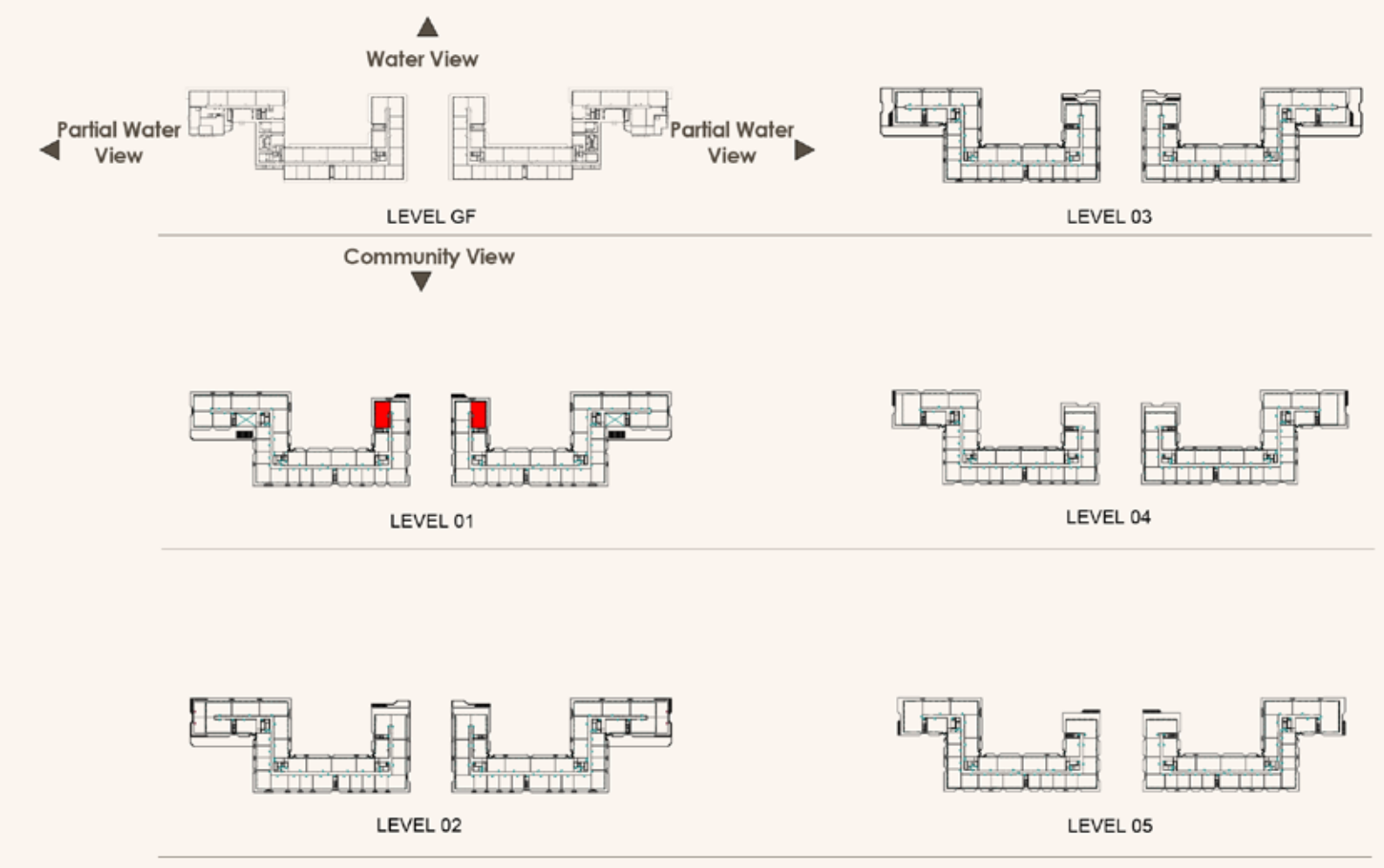
Type 1G	Size
1. Entrance	
2. Powder Room	2.1 x 1.5 m
3. Open Kitchen	5.1 x 3.4 m
4. Living & Dining Room	6.0 x 5.1 m
5. Master Bedroom	3.9 x 3.9 m
6. Master WIC	3.9 x 2.0 m
7. Master Bathroom	3.4 x 2.7 m
8. Secondary Bedroom	3.8 x 3.1 m
9. Secondary WIC	2.8 x 1.8 m
10. Secondary Bathroom	2.7 x 1.8 m
11. Laundry / Storage	1.7 x 1.0 m
12. Maid's Room	3.0 x 2.2 m
13. Maid's Bathroom	1.8 x 1.6 m
14. Terrace	17.0 x 2.50 m



3 Bedroom Type 2A



Area	Size	Type 2A	Size
Internal	175.43 sqm	1. Entrance	
Balcony	67.63 sqm	2. Powder Room	2.1 x 1.6 m
Total (GSA)	243.06 sqm	3. Open Kitchen	4.4 x 4.1 m
		4. Living & Dining Room	7.8 x 6.2 m
		5. Master Bedroom	3.9 x 3.9 m
		6. Master WIC	2.7 x 2.0 m
		7. Master Bathroom	4.6 x 2.7 m
		8. Secondary Bedroom	3.4 x 3.1 m
		9. Secondary WIC	2.8 x 1.8 m
		10. Secondary Bathroom	2.7 x 1.8 m
		11. Laundry / Storage	2.9 x 1.5 m
		12. Maid's Bedroom	3.1 x 2.1 m
		13. Maid's Bathroom	2.1 x 1.4 m
		14. Balcony	19.0 x 2.1 m
		15. Balcony	9.0 x 2.1 m

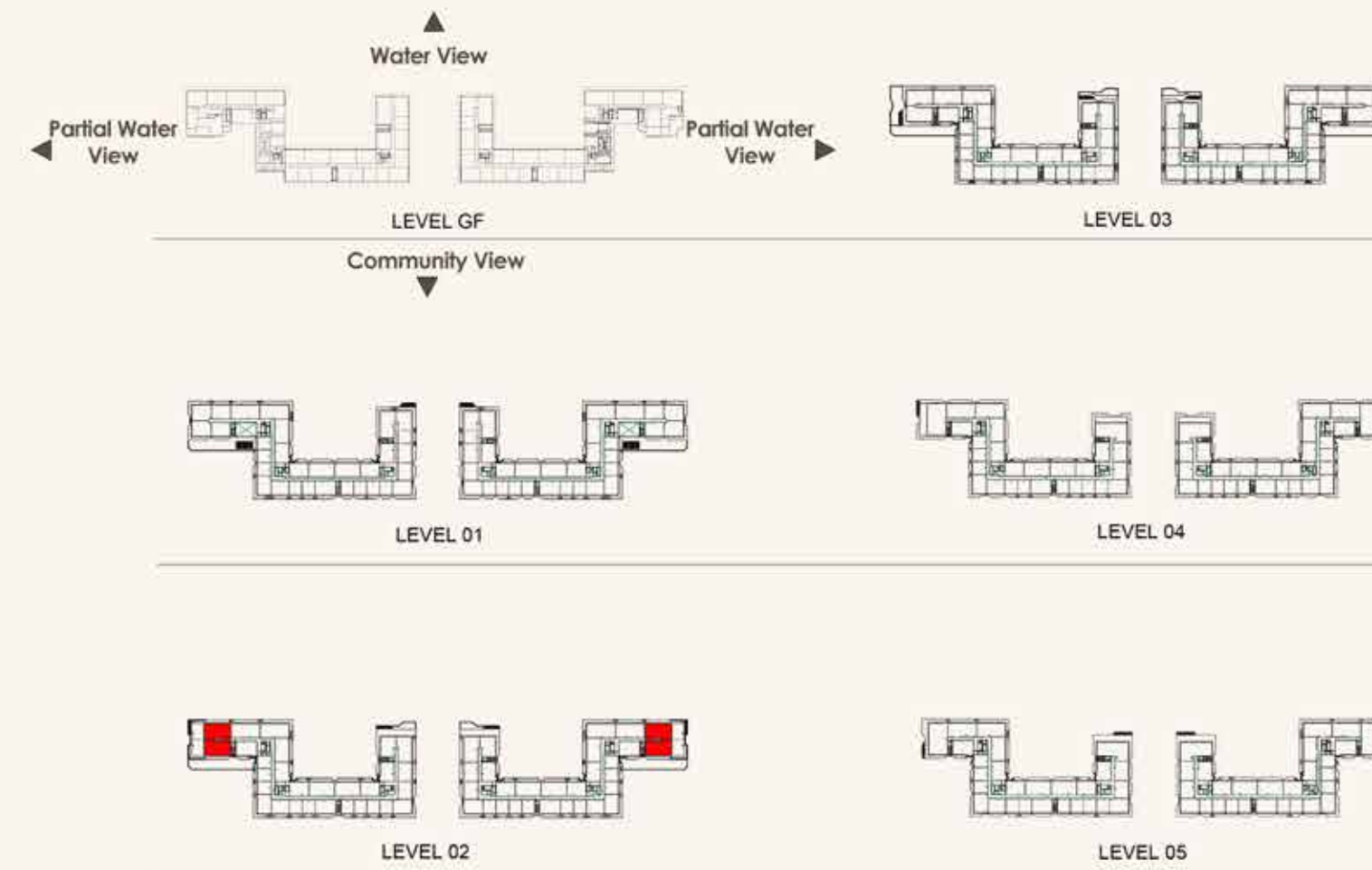


3 Bedroom

Type 2B



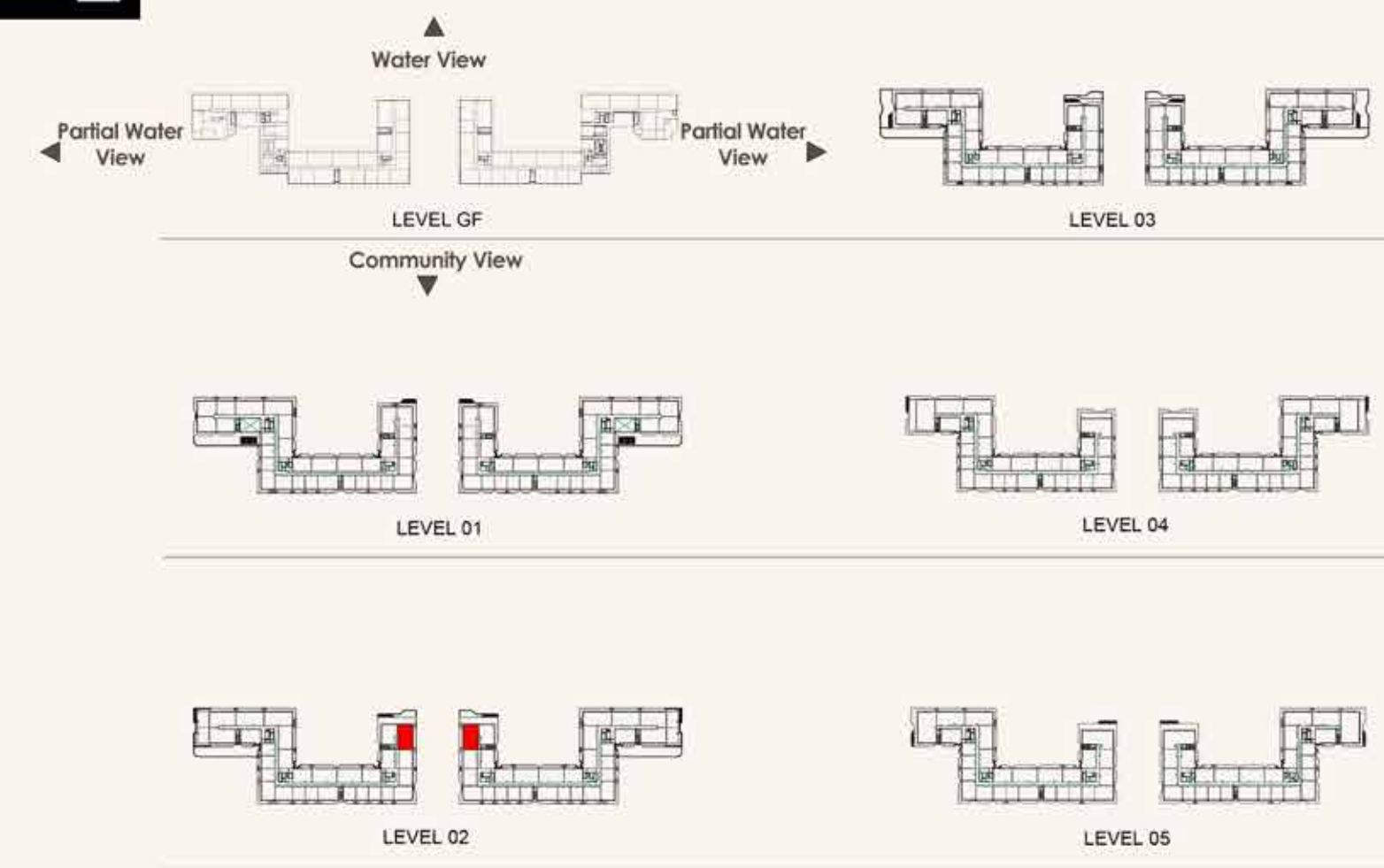
Area	Size	Type 2B	Size
Internal	167.36 sqm	1. Entrance	
Balcony	128.58 sqm	2. Powder Room	2.1 x 1.4 m
Total (GSA)	295.94 sqm	3. Open Kitchen	4.8 x 3.2 m
		4. Living & Dining Room	7.2 x 6.0 m
		5. Master Bedroom	4.0 x 3.9 m
		6. Master WIC	2.8 x 2.0 m
		7. Master Bathroom	3.4 x 2.7 m
		8. Secondary Bedroom	3.7 x 3.1 m
		9. Secondary WIC	2.8 x 1.8 m
		10. Secondary Bathroom	2.7 x 1.8 m
		11. Laundry / Storage	1.9 x 1.3 m
		12. Maid's Bedroom	2.7 x 2.2 m
		13. Maid's Bathroom	2.1 x 1.4 m
		14. Balcony	15.4 x 2.1 m
		15. Balcony	10.8 x 8.0 m



3 Bedroom Type 2C



Area	Size	Type 2C	Size
Internal	162.77 sqm	1. Entrance	
Balcony	95.60 sqm	2. Powder Room	2.1 x 1.5 m
Total (GSA)	258.37 sqm	3. Open Kitchen	4.7 x 3.1 m
		4. Living & Dining Room	7.2 x 5.4 m
		5. Master Bedroom	3.9 x 3.8 m
		6. Master WIC	3.9 x 2.0 m
		7. Master Bathroom	3.4 x 2.7 m
		8. Secondary Bedroom	3.3 x 3.1 m
		9. Secondary WIC	2.8 x 1.8 m
		10. Secondary Bathroom	2.7 x 1.8 m
		11. Laundry / Storage	3.2 x 1.1 m
		12. Maid's Bedroom	3.1 x 2.2 m
		13. Maid's Bathroom	2.2 x 1.4 m
		14. Balcony	15.2 x 2.1 m
		15. Balcony	12.9 x 4.5 m

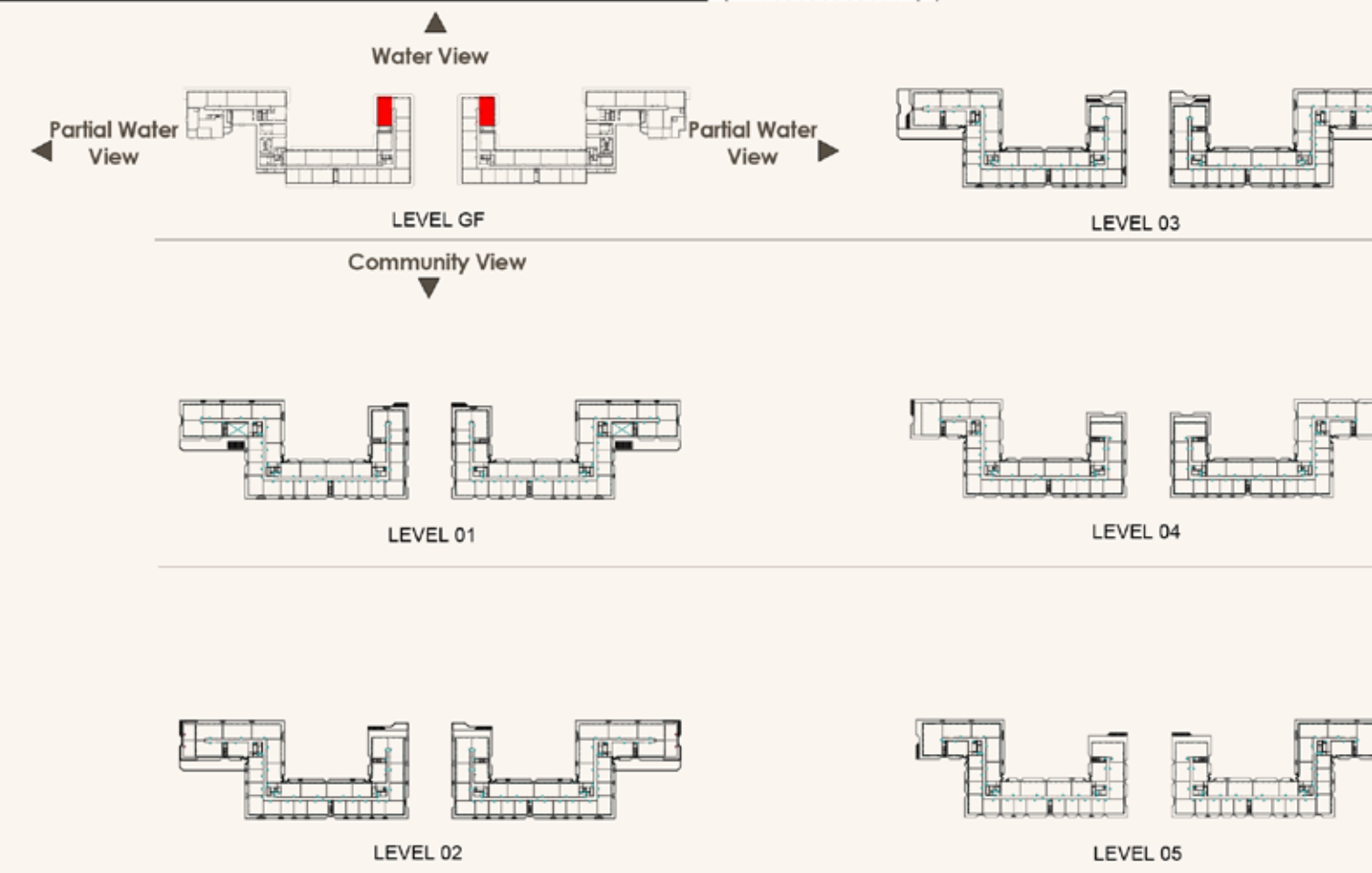


3 Bedroom

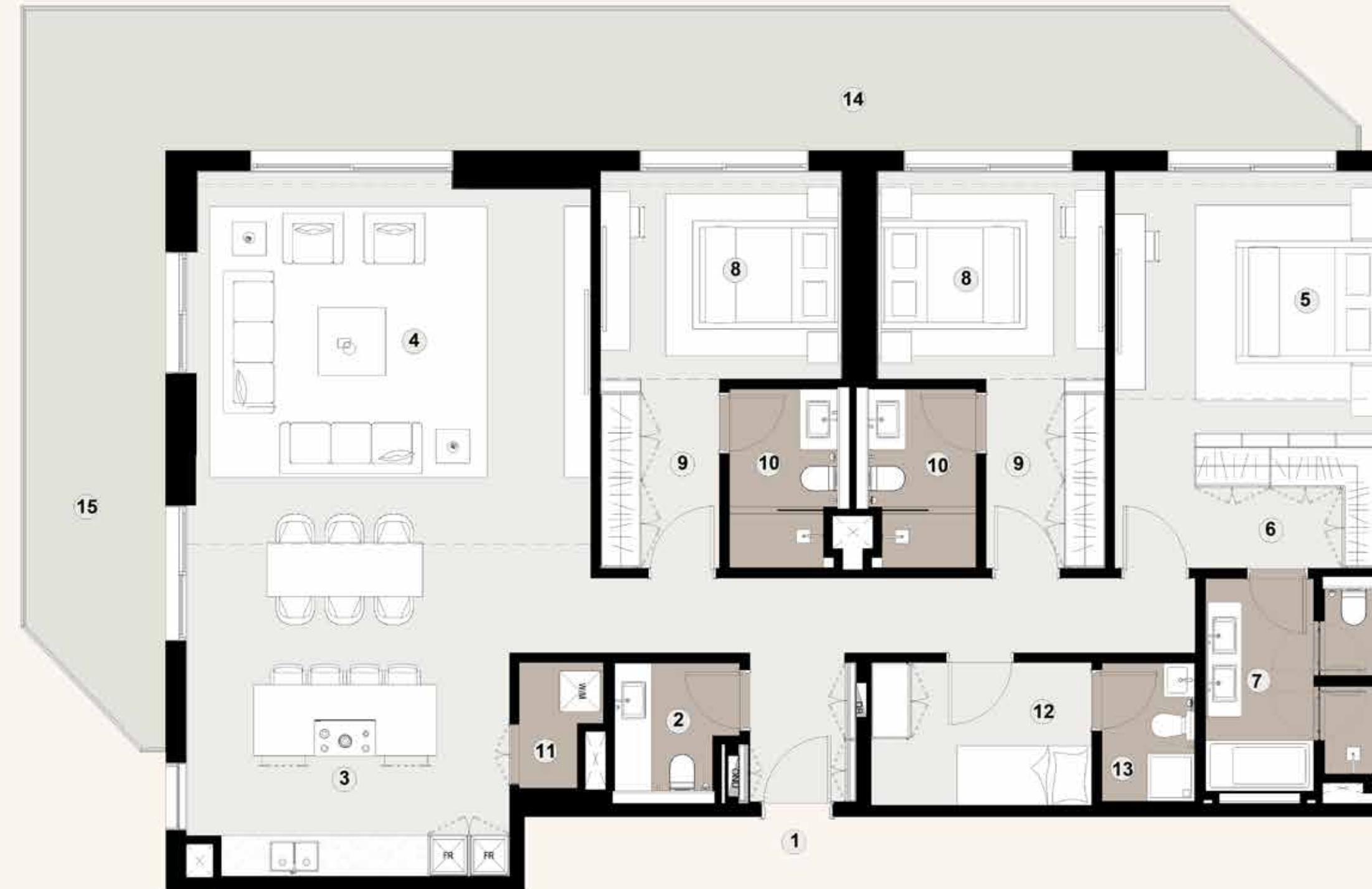
Type 2D



Area	Size	Type 2D	Size
Internal	175.44 sqm	1. Entrance	
Balcony	82.35 sqm	2. Powder Room	2.1 x 1.6 m
Total (GSA)	257.79 sqm	3. Open Kitchen	4.4 x 4.1 m
		4. Living & Dining Room	7.8 x 6.2 m
		5. Master Bedroom	3.9 x 3.9 m
		6. Master WIC	3.9 x 2.0 m
		7. Master Bathroom	4.6 x 2.7 m
		8. Secondary Bedroom	3.5 x 3.1 m
		9. Secondary WIC	2.8 x 1.8 m
		10. Secondary Bathroom	2.7 x 1.8 m
		11. Laundry / Storage	2.9 x 1.5 m
		12. Maid's Room	3.1 x 2.1 m
		13. Maid's Bathroom	2.1 x 1.4 m
		14. Terrace	18.9 x 2.5 m
		15. Terrace	11.5 x 2.5 m

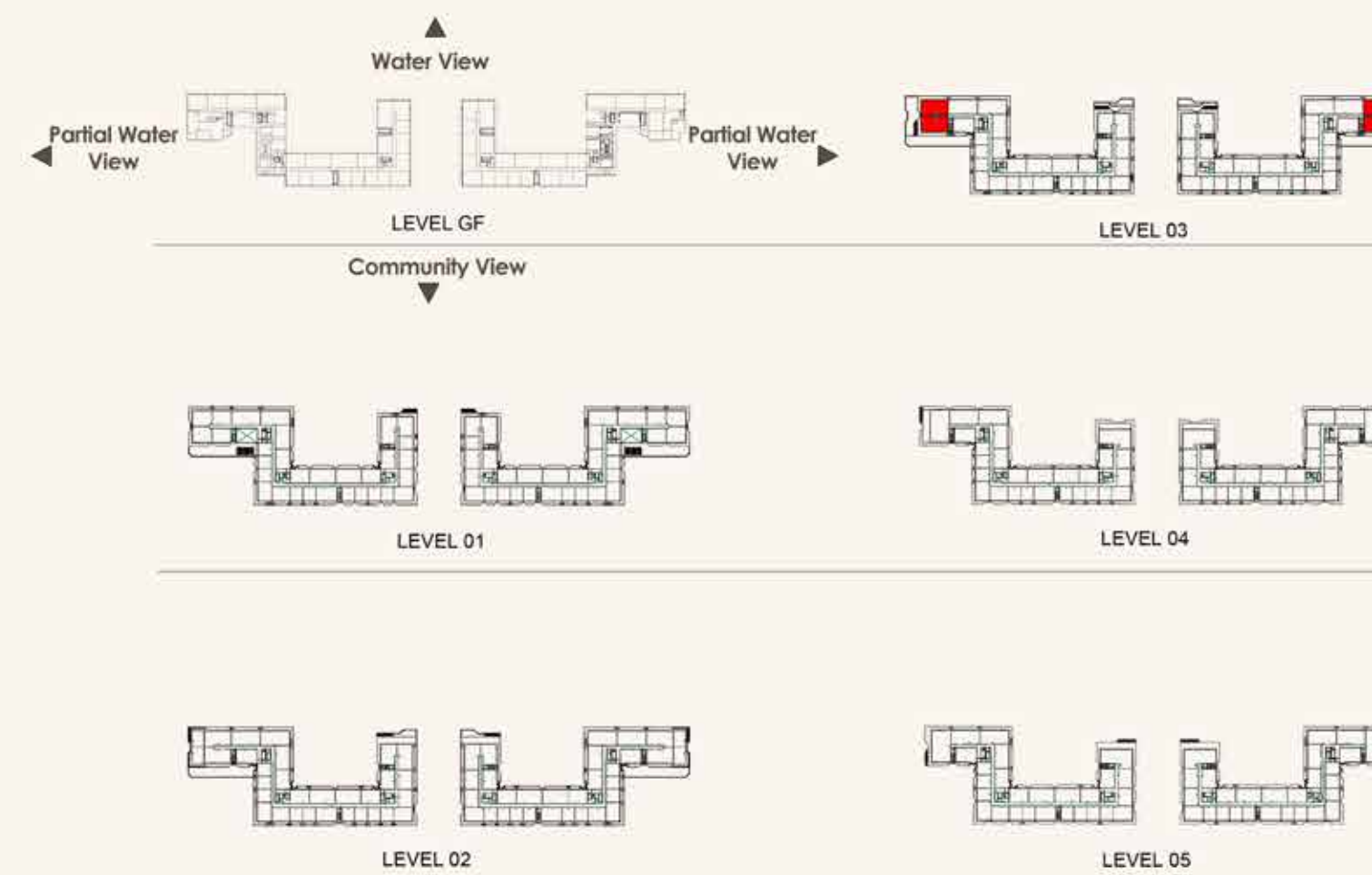


3 Bedroom Type 2E



Area	Size
Internal	167.01 sqm
Balcony	70.43 sqm
Total (GSA)	237.44 sqm

Type 2E	Size
1. Entrance	
2. Powder Room	2.1 x 1.4 m
3. Open Kitchen	4.8 x 3.2 m
4. Living & Dining Room	7.2 x 6.0 m
5. Master Bedroom	4.0 x 3.9 m
6. Master WIC	2.8 x 2.0 m
7. Master Bathroom	3.4 x 2.7 m
8. Secondary Bedroom	3.7 x 3.1 m
9. Secondary WIC	2.8 x 1.8 m
10. Secondary Bathroom	2.7 x 1.8 m
11. Laundry / Storage	1.9 x 1.3 m
12. Maid's Bedroom	2.7 x 2.2 m
13. Maid's Bathroom	2.1 x 1.4 m
14. Balcony	17.7 x 2.1 m
15. Balcony	9.2 x 2.1 m

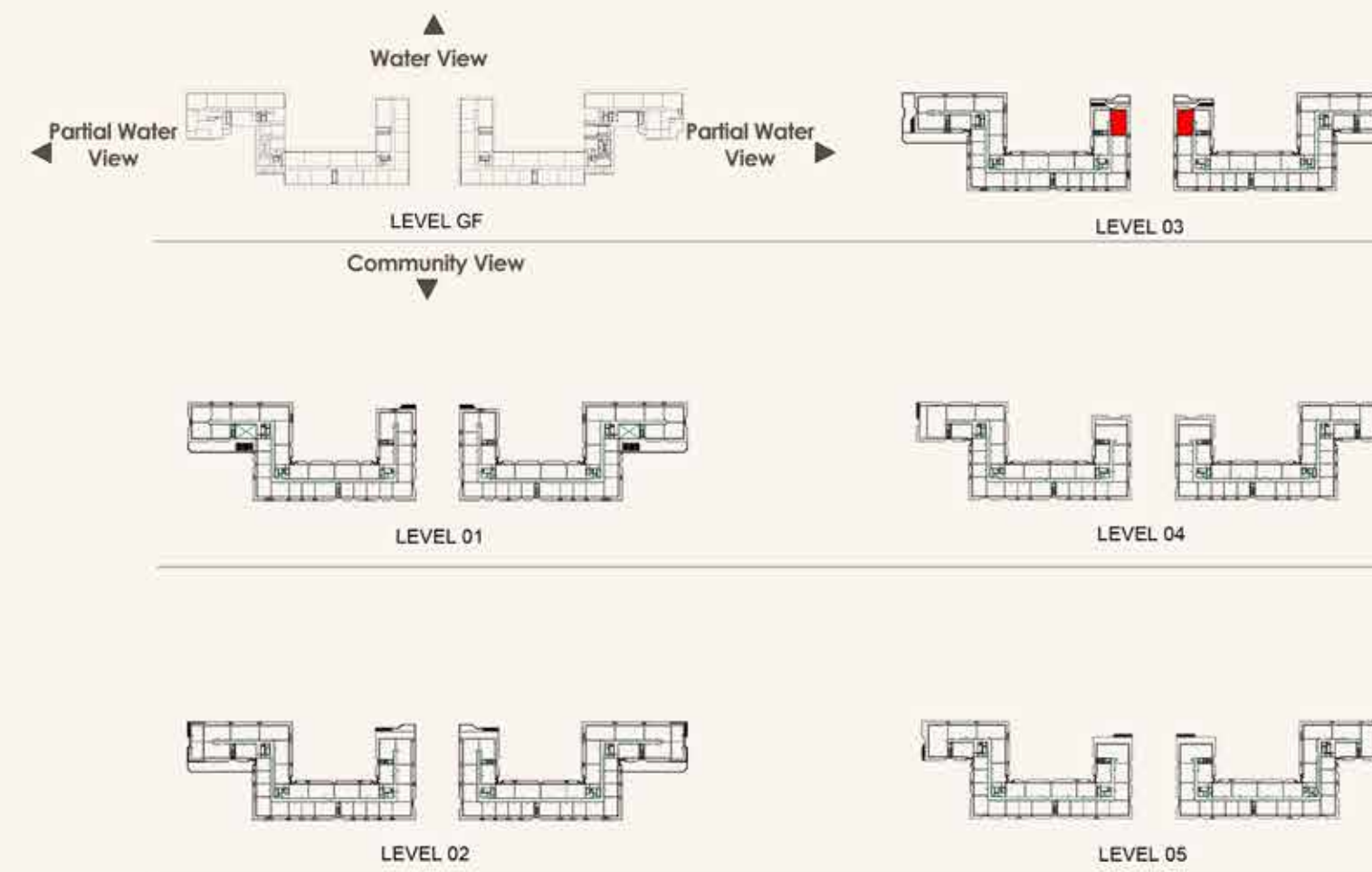


3 Bedroom Type 2F



Area	Size
Internal	162.77 sqm
Balcony	64.07 sqm
Total (GSA)	226.84 sqm

Type 2F	Size
1. Entrance	
2. Powder Room	2.1 x 1.5 m
3. Open Kitchen	4.7 x 3.1 m
4. Living & Dining Room	7.2 x 5.4 m
5. Master Bedroom	3.9 x 3.8 m
6. Master WIC	3.9 x 2.0 m
7. Master Bathroom	3.4 x 2.7 m
8. Secondary Bedroom	3.3 x 3.1 m
9. Secondary WIC	2.8 x 1.8 m
10. Secondary Bathroom	2.7 x 1.8 m
11. Laundry / Storage	3.2 x 1.1 m
12. Maid's Bedroom	3.1 x 2.2 m
13. Maid's Bathroom	2.2 x 1.4 m
14. Balcony	17.4 x 2.1 m
15. Balcony	9.1 x 2.1 m



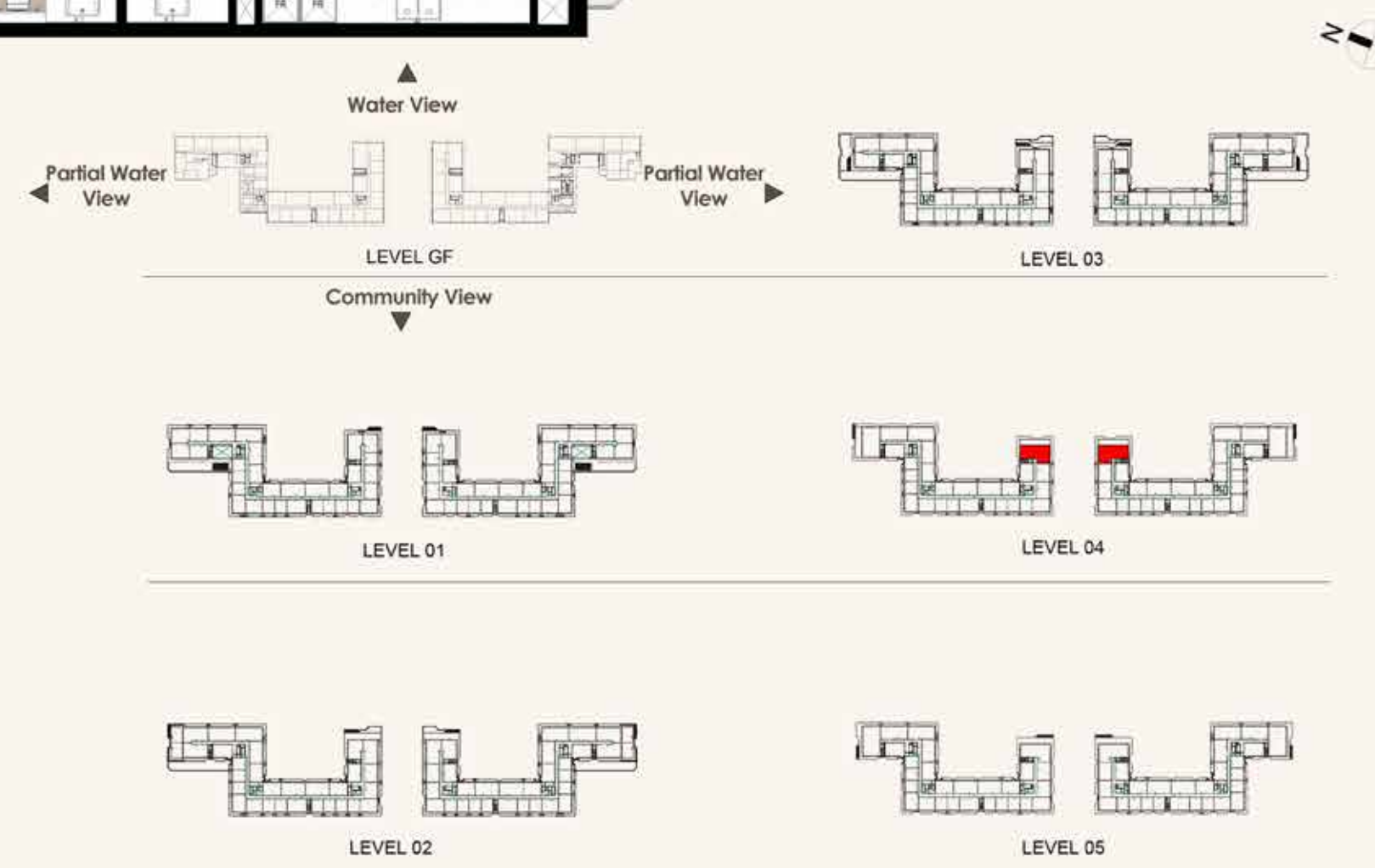
Penthouse

Type 1A



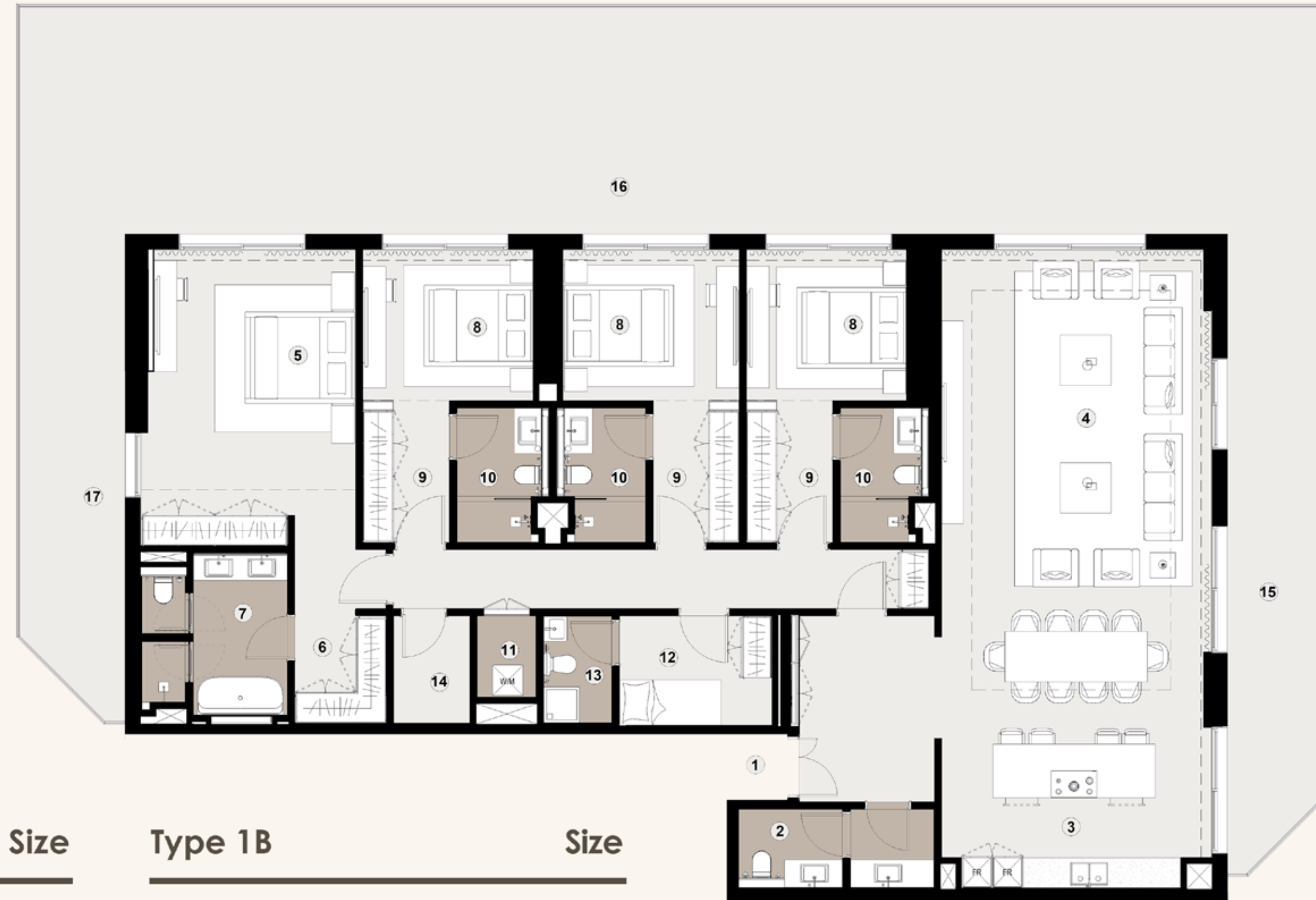
Area	Size
Internal	222.22 sqm
Balcony	210.79 sqm
Total (GSA)	433.01 sqm

Type 1A	Size
1. Entrance	
2. Powder Room	2.1 x 1.6 m
3. Open Kitchen	5.4 x 3.2 m
4. Living & Dining Room	9.4 x 5.4 m
5. Master Bedroom	5.9 x 4.0 m
6. Master WIC	2.2 x 2.1 m
7. Master Bathroom	3.4 x 2.7 m
8. Secondary Bedroom	3.5 x 3.1 m
9. Secondary WIC	2.8 x 1.8 m
10. Secondary Bathroom	2.7 x 1.8 m
11. Laundry	1.7 x 1.2 m
12. Maid's Room	3.0 x 2.2 m
13. Maid's Bathroom	2.2 x 1.4 m
14. Storage	2.2 x 1.5 m
15. Balcony	15.8 x 2.1 m
16. Balcony	25.9 x 3.4 m
17. Balcony	12.9 x 2.1 m



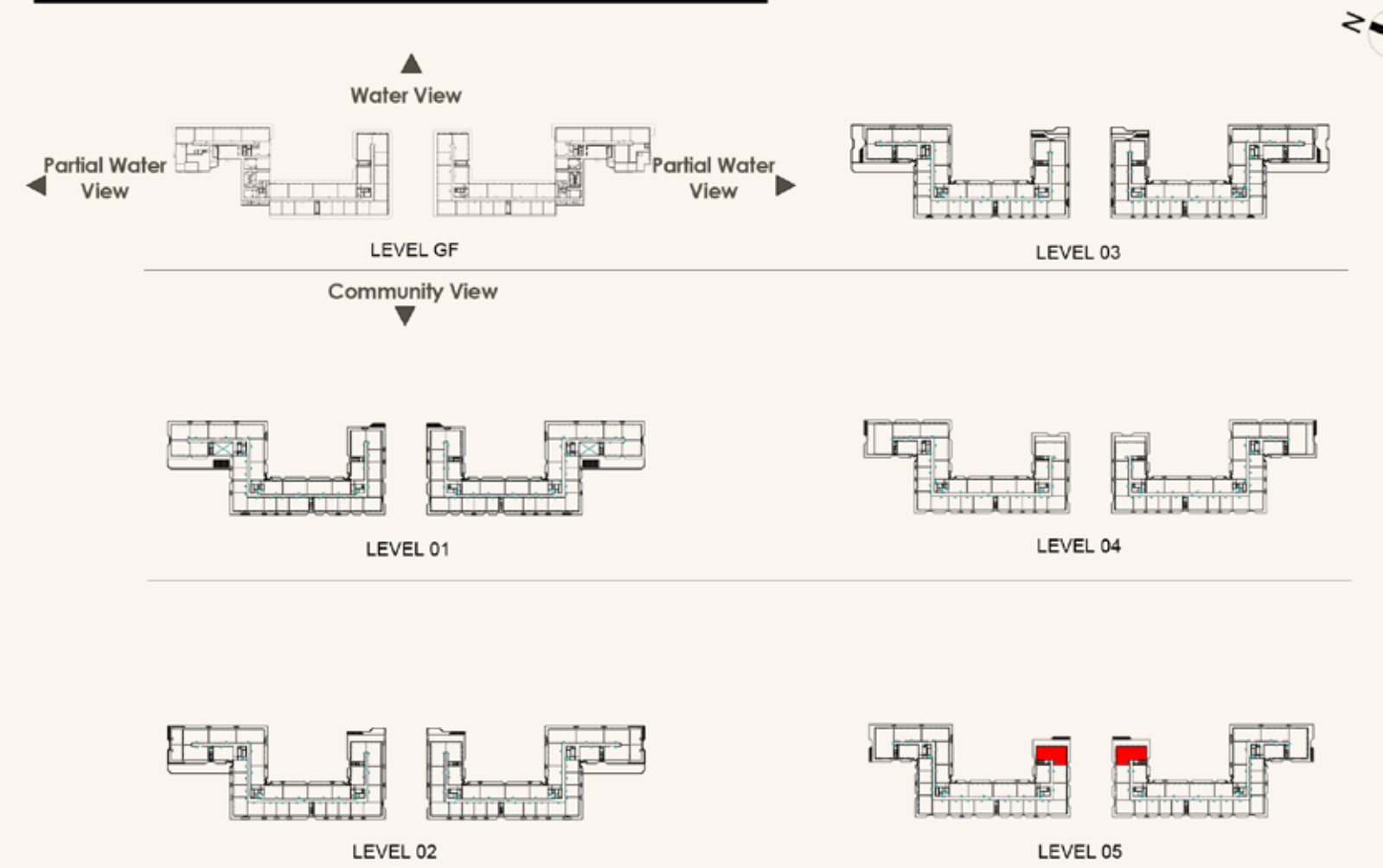
Penthouse

Type 1B



Area	Size
Internal	222.21 sqm
Balcony	174.98 sqm
Total (GSA)	397.19 sqm

Type 1B	Size
1. Entrance	
2. Powder Room	2.1 x 1.6 m
3. Open Kitchen	5.4 x 3.2 m
4. Living & Dining Room	9.4 x 5.4 m
5. Master Bedroom	5.9 x 4.0 m
6. Master WIC	2.2 x 2.1 m
7. Master Bathroom	3.4 x 2.7 m
8. Secondary Bedroom	3.5 x 3.1 m
9. Secondary WIC	2.8 x 1.8 m
10. Secondary Bathroom	2.7 x 1.8 m
11. Laundry	1.7 x 1.2 m
12. Maid's Room	3.0 x 2.2 m
13. Maid's Bathroom	2.2 x 1.4 m
14. Storage	2.2 x 1.5 m
15. Balcony	12.8 x 2.1 m
16. Balcony	23.8 x 6.1 m
17. Balcony	16 x 2.2 m



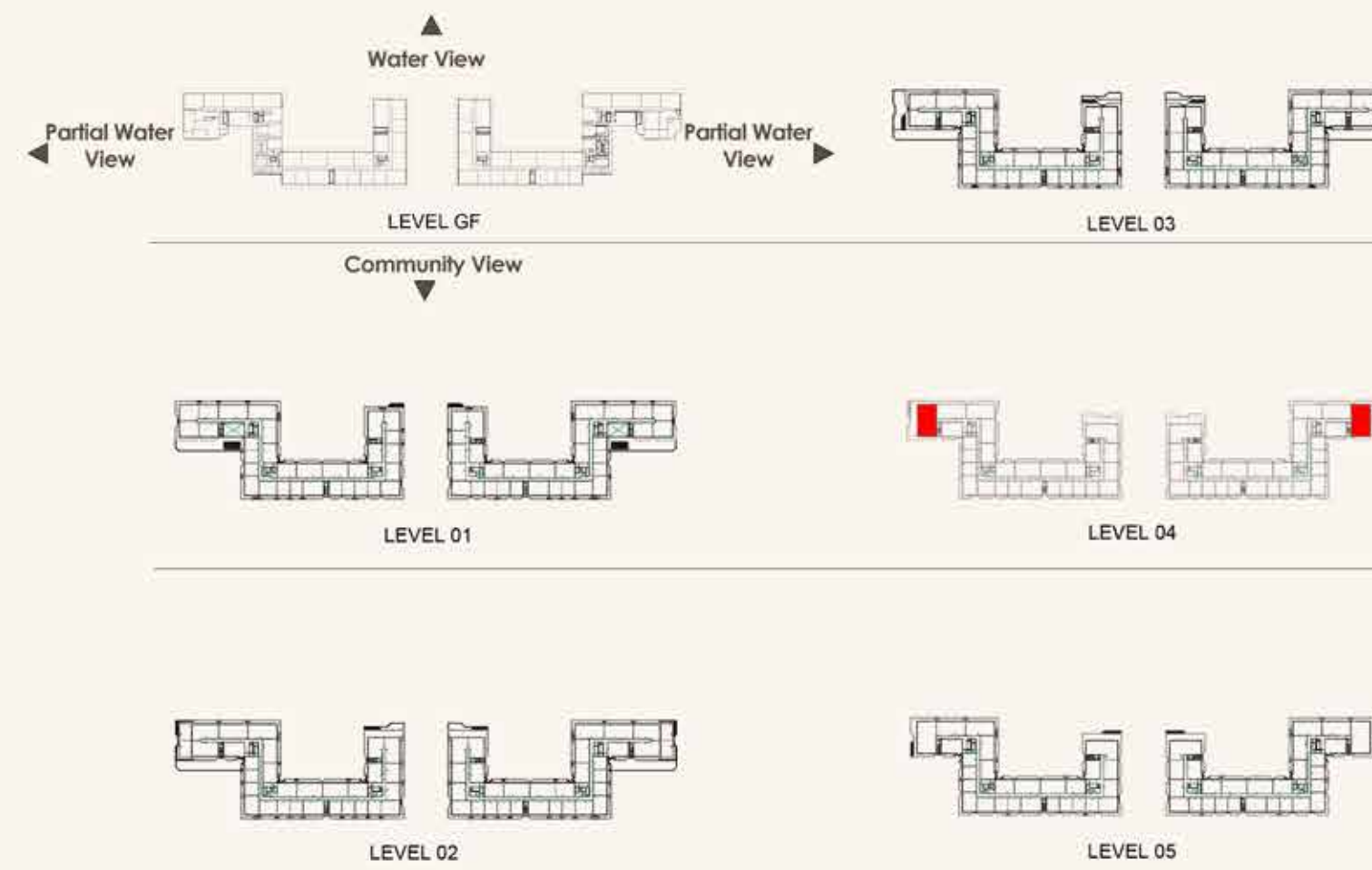
Penthouse

Type 2A



Area	Size
Internal	261.53 sqm
Balcony	206.09 sqm
Total (GSA)	467.62 sqm

Type 2A	Size
1. Entrance	
2. Powder Room	2.1 x 1.9 m
3. Open Kitchen	9.0 x 3.3 m
4. Living & Dining Room	9.0 x 6.0 m
5. Master Bedroom	4.4 x 3.5 m
6. Master WIC	4.2 x 1.8 m
7. Master Bathroom	3.4 x 3.2 m
8. Secondary Bedroom	3.7 x 3.1 m
9. Secondary WIC	2.8 x 1.8 m
10. Secondary Bathroom	2.7 x 1.8 m
11. Laundry	2.1 x 1.1 m
12. Maid's Room	3.0 x 2.2 m
13. Maid's Bathroom	1.7 x 1.6 m
14. Storage	2.5 x 1.8 m
15. Service Kitchen	12.8 x 2.1 m
16. Balcony	24.0 x 3.0 m
17. Balcony	13.8 x 2.1 m

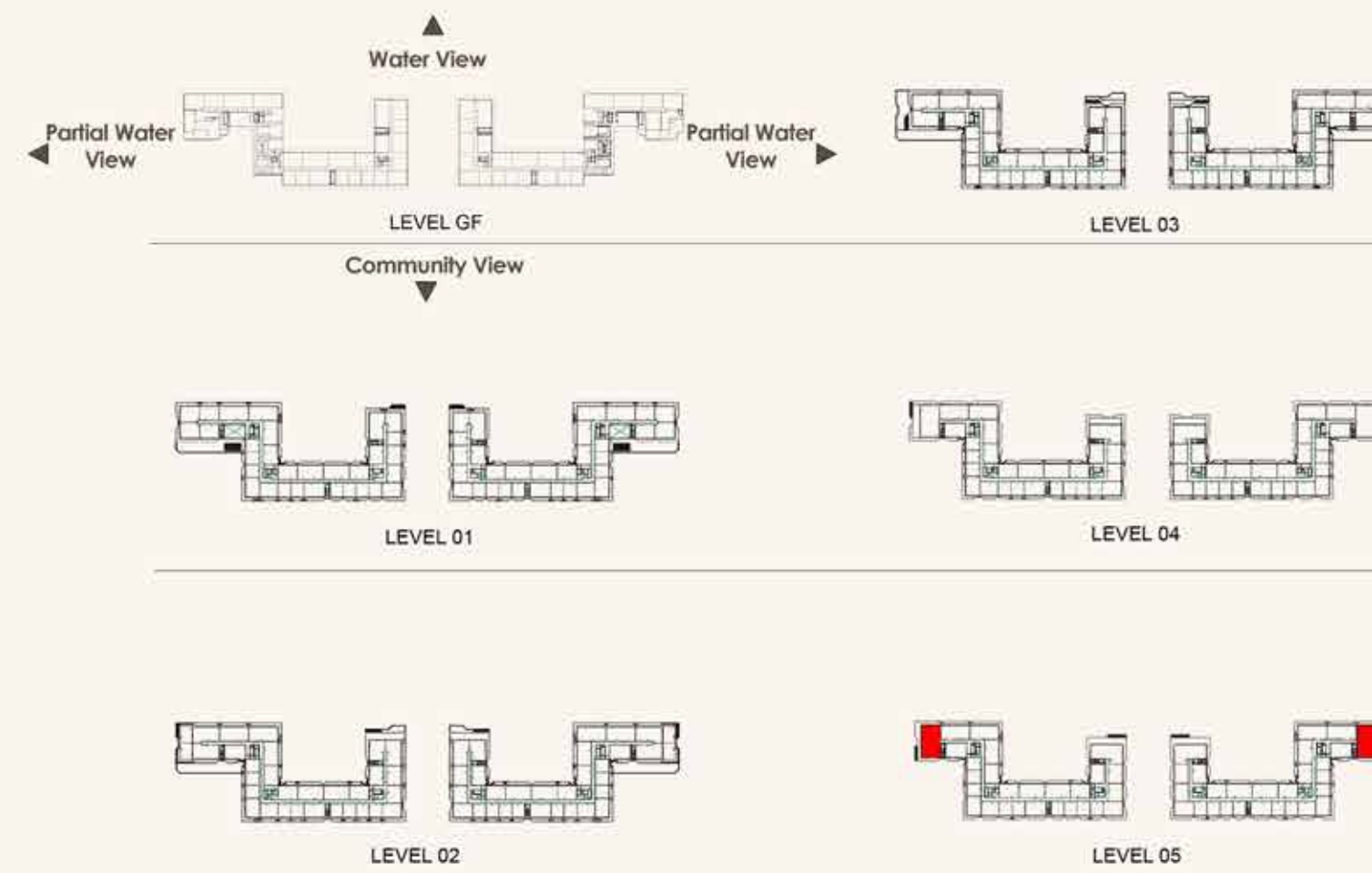


Penthouse

Type 2B



Area	Size	Type 2B	Size
Internal	261.53 sqm	1. Entrance	
Balcony	140.96 sqm	2. Powder Room	2.1 x 1.9 m
Total (GSA)	402.49 sqm	3. Open Kitchen	9.0 x 3.3 m
		4. Living & Dining Room	9.0 x 6.0 m
		5. Master Bedroom	4.4 x 3.5 m
		6. Master WIC	4.2 x 1.8 m
		7. Master Bathroom	3.4 x 3.2 m
		8. Secondary Bedroom	3.7 x 3.1 m
		9. Secondary WIC	2.8 x 1.8 m
		10. Secondary Bathroom	2.7 x 1.8 m
		11. Laundry	2.1 x 1.1 m
		12. Maid's Room	3.0 x 2.2 m
		13. Maid's Bathroom	1.7 x 1.6 m
		14. Storage	2.5 x 1.8 m
		15. Service Kitchen	12.8 x 2.1 m
		16. Balcony	24.0 x 3.0 m
		17. Balcony	13.8 x 2.1 m



MÜDÖN

800 MODON
MODON.COM